



St Matthew's Catholic Primary School

"Through respect we will work together in Christ to develop the whole person"

"Welcome to our
Reception families"

Let the
JOURNEY
Begin!



Head teacher



Mrs Sime

Deputy Head



Mrs Evans

Assistant Head



Mrs Walsh

Early Years Lead



Miss McNally

Class Teachers



Miss McNally



Mrs Dillon

Learning Support Assistants



Mrs Morgan



Mrs Price

MEET OUR TEAM

A decorative border of various colored pencils runs along the top and left sides of the slide. The pencils are arranged in a slightly overlapping, fanned-out manner, showing a wide array of colors including red, orange, yellow, green, blue, purple, and grey.

Our School Mission Statement



“Through respect we will work together in Christ to develop the whole person”



- AM session 9:00am – 11:00am
- PM session 13:00pm – 14:55pm
- Arrive at 8.55am or 12.55pm through the main school entrance, school staff will guide you to the reception class through the school playground area.
- Find their peg and tray
- Parents can say their goodbyes at the door
- Distressed children will all be fine- trust us!



Due to Covid there may be some changes in September but we will update you nearer the time.

How to prepare your child

Activities to try at home

- Put coat on & do it up
- Turn clothes the right way round
- Recognise name on clothing
- Dress without help
- Wash hands
- Make his/her needs known
- Tidy toys away
- To try and write name, letters or use/hold a pencil
- Use cutlery



A decorative border of various colored pencils (red, yellow, green, blue, purple, orange, brown, etc.) arranged in a row along the top and left sides of the slide.

Independence

- Reception have their own toilets
- Make sure that the children can use the toilet without help
- We have spare clothes in school, in case of accidents so don't worry
- Encourage children to tell us if they have a problem
- And make sure they ask to go.....they will be allowed to go at any time



A decorative border of various colored pencils (yellow, orange, red, pink, purple, blue, green, black, grey) arranged in a row along the top and left sides of the page.

St Matthew's School Uniform

- Please ensure that your child's name is in all items of clothing, including shoes!
- All black trainers/shoes (**Velcro only**)
- If you have a spare pair of wellies and rain coat please bring them in a plastic bag with your child's name on.
- Your child will be taking part in lots of interesting and sometimes messy experiences, so may come home dirty! It is all part of the fun!
- No PE kits needed until April.
- School coats will also be available to purchase



Brienda Fashion Shop Ltd (74 Muirhead Avenue East)

A decorative border of various colored pencils (red, blue, green, yellow, purple, etc.) arranged in a frame around the text.

SORRY
about the
MESS
but we are
LEARNING
here.

Clothes will get dirty!!

Please don't send
anything new or expensive
into school as play can get
messy.



High expectations for all children

- Work hard and enjoy learning!
- Kind hands, kind feet and kind words
- Behaviour – rewards and consequences
(Behaviour policy, star awards and postcards)
- Class rules and code of conduct for pupils and parents



**Remember the
golden rule!**



Treat others the way
you would like to be
treated yourself!

What is the EYFS?

- The EYFS document combines Early Years and Foundation Stage. This creates a national curriculum for 5s and under
- 7 areas of learning through areas of provision and directed activities
- All areas of learning are reflected inside and outdoors.






Your child will be learning skills, acquiring new knowledge and demonstrating their understanding through **7 areas of learning and development**

Children should mostly develop the **3 prime areas** first. These are:

1. Communication and language
2. Physical development
3. Personal, social and emotional development.

As children grow, the prime areas will help them to develop skills in **4 specific areas**. These are:

1. Literacy;
2. Mathematics;
3. Understanding the world; and
4. Expressive arts and design.



C&L – Communication and Language

Speaking, listening and understanding

- Reading books (stories, information books, newspapers, magazines, comics etc),
- Singing songs and nursery rhymes
- Modelling correct letter formation and pencil grip
- Taking time to listen to them talking about things they've done and answering their questions



Physical Development

Moving and Handling

Health and Self Care

- Gross and fine motor skills
- Malleable area
- Mark making area
- Shoes and coats
- PE
- Dance
- Outdoor area
- Pencil control



A decorative border of various colored pencils (yellow, orange, red, pink, purple, blue, green, black, etc.) arranged in a row along the top and left edges of the slide.

PSED

Personal, Social and Emotional Development

- Making friends
- Learning rules
- Learning daily routines
- Learning about other
- Cultures and respect
- Understanding boundaries
- Making relationships with adults



Literacy

Reading and Writing



- hear and say sounds, and link them to the alphabet;
- read and write familiar words and sentences;
- learn to use a pencil effectively
- recognising and writing their name
- Reading
- Writing



Mathematics

Number and Shape, Space and Measure

- Counting
- Recognising numbers and what they mean
- Calculation
- Shape
- Pattern
- Problem solving
- Measuring





Expressive Art & Design



- Role play
- Art
- Painting
- Drawing
- Dance
- Music
- Singing
- Story
- Imagination



Understanding the World

- Exploring
- Investigating
- Learning about other cultures, places, things that happened in the past and living things
- ICT
- Constructing
- Educational visits
- Outdoor area



How we Learn

- Teaching and learning in Reception is approached through well planned play experiences. Often the children don't even know they're working!
- Learning through practical hands on activities that are lots of fun and enjoyable but which have clear learning objectives.
- Educational visits.
- Children will talk of both the 'indoor' and 'outdoor' classroom.



A decorative border of various colored pencils (red, orange, yellow, green, blue, purple, black, etc.) arranged in a slightly curved line along the top and left edges of the slide.

Learning Journeys

- Each child has their own learning journey.
- Learning journeys contain work, photos, transcripts, post it notes and recorded observations of your child demonstrating what they can do.
- These observations inform future planning to meet the needs of each pupil.
- Observations are made from adult focussed tasks and the child's independent learning.
- Learning journeys reflect what your child can do – we encourage you to add things too!

The children also have a teacher directed book

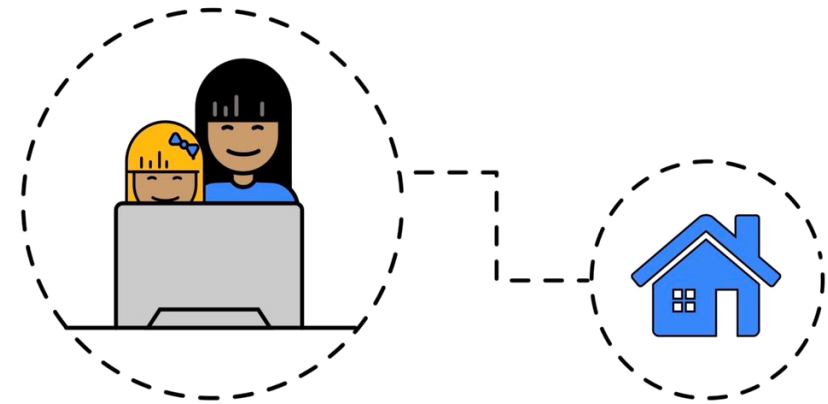


Home Learning

After the first full week in school, children will be bringing homework to share with you at home. This will support early numeracy and literacy skills that the children will be developing in school.

Homework packs include;

- Phonics pack (sounds to learn)
- High frequency bookmarks
- Reading books/Reading Records/Oxford Owls
- Maths and RE homework will be set online



Reading Books and Phonics Pack

- Children will start off with a sharing book. Once they are able to blend and segment, they will be given a reading book.
- You will be given a diary to record comments in, when you share/read a book with your child.
- Along with their Phonics pack, it must be brought to school every day.
- Please do not put water bottles in with your child's sharing/reading book.



A decorative border of various colored pencils (yellow, orange, red, pink, purple, blue, green, grey) arranged in a grid-like pattern along the top and left edges of the slide.

Universal free school meals

PP

- All children in EYFS and Key Stage 1 (Reception to year 2) are entitled to universal free school meals as part of government funding.
- Please note school can obtain additional funding which can benefit your children called Pupil Premium – depending if you are receipt of certain benefits
- We use this funding to provide a wide variety of additional opportunities for our children
- School office staff happy to talk to anyone who needs any further information – there is a leaflet in your pack that explains this in more detail.

Healthy School Lunches

- New caterers starting in September who are fantastic!
- All Reception children will be expected to stay for school dinners (no lunches to be brought in from home but please don't worry if you have a fussy eater – we will cater for them)
- Lunch options: packed lunch grab bags containing sandwiches/wraps, snacks and deserts.
- Snack and milk during morning session
- Water bottles from home/water is always available
- Additional snack (toast, crumpets, cereal etc)

Small contribution for snack



Safeguarding

- Medical issues – inhalers, medical policy
- Family support available
- Keep us informed of changes
- Update contact details
- Collection of children- family members- must inform school
- Child protection- legal duties
- Parking away from school, walk in using the paths



A decorative border of various colored pencils (yellow, orange, red, pink, purple, blue, green, grey, black) arranged in a row along the top and left edges of the slide.

Medical Matters

- Any absence requires a telephone call to the front office on the first day of absence.
- Any prescribed medicines can only be administered by prior arrangement.
- Head lice are common! Please check regularly and treat as recommended.
- No medicines can be administered by staff. Children with asthma will be helped to take their inhaler.
- First aid – lots of bumps in Reception (don't worry this is normal)
- Medical concerns must be shared!



A decorative border of various colored pencils (yellow, orange, red, pink, purple, blue, green, grey, black) arranged in a grid-like pattern along the top and left edges of the slide.

Attendance and Punctuality

- Mrs Tippey – Attendance lead
- Attendance team and EWO
- Our school target is set by our governors in line with LA at 97%
- Absences
- Term time holidays are not authorised (as per school policy)
- Punctuality is also monitored weekly and children must be signed in at office after 9.00.
- The school day starts at 8.45

ATTENDANCE
MATTERS.
ALL DAY, EVERY DAY

A decorative border of various colored pencils (yellow, orange, red, pink, purple, blue, green, brown, black) arranged in a row along the top and left sides of the slide.


Parent Involvement

**GET
INVOLVED!**

- Homework
 - Reading
 - Parents evenings
 - PTA events
 - Parent workshops/courses
 - Assemblies/ school events
-
- Brief chats before or after school- pass messages to teacher
 - Please share concerns- Make an appointment with the class teacher or senior leader



Keep in touch



St Matthew's Catholic Primary School

Through respect we will
work together in Christ to
develop the whole person.

Our School Website: www.stmatthewsprimaryschool.co.uk



School Account:

St Matthews CPS
@stmatthewscps

A decorative border of various colored pencils (yellow, orange, red, pink, purple, blue, green, grey) arranged in a row along the top and left edges of the slide.

Home Visits



Teachers will be starting home visits **1st July – 9th July**

You will have been allocated a day and time for this visit to take place (in the packs sent home). If for any reason the day and time doesn't work for you then teachers will be able to arrange a phone call with you in September before your child starts school.

Unfortunately Home Visits cannot be rearranged.

A decorative border of various colored pencils (yellow, orange, red, pink, purple, blue, green, black, grey) arranged in a row along the top and left edges of the slide.

General Information

- School day 8:55-2:55
- Early Birds Club 8:00-8.45
- Every child eligible for a free school meal
- No packed lunches

Children start full time

- Bottles in boxes
- Coats in coat cupboard (these will be labelled boys and girls)
- Book bags in trays
- Feel free to ask questions!

