



Year 3
Home Learning

Monday 1.3.21

Basic Skills: Adding with renaming

Maths: Adding Money

Reciprocal Reading: Look at the front cover of *Gangsta Granny* and make predictions about the book.

English: Read chapter 1 of *Gangsta Granny* and answer the comprehension questions.

Book week: Make a reading pledge.

Basic Skills:

Adding Two 3-Digit Numbers - With Carrying

LO: to use column addition

Calculate the answer to the following:

$\begin{array}{r} + 323 \\ + 518 \\ \hline \\ \hline \end{array}$	$\begin{array}{r} + 607 \\ + 228 \\ \hline \\ \hline \end{array}$	$\begin{array}{r} + 507 \\ + 463 \\ \hline \\ \hline \end{array}$	$\begin{array}{r} + 319 \\ + 142 \\ \hline \\ \hline \end{array}$
$\begin{array}{r} + 257 \\ + 706 \\ \hline \\ \hline \end{array}$	$\begin{array}{r} + 505 \\ + 109 \\ \hline \\ \hline \end{array}$	$\begin{array}{r} + 672 \\ + 243 \\ \hline \\ \hline \end{array}$	$\begin{array}{r} + 591 \\ + 367 \\ \hline \\ \hline \end{array}$
$\begin{array}{r} + 572 \\ + 336 \\ \hline \\ \hline \end{array}$	$\begin{array}{r} + 760 \\ + 615 \\ \hline \\ \hline \end{array}$	$\begin{array}{r} + 822 \\ + 345 \\ \hline \\ \hline \end{array}$	$\begin{array}{r} + 912 \\ + 461 \\ \hline \\ \hline \end{array}$
$\begin{array}{r} + 476 \\ + 485 \\ \hline \\ \hline \end{array}$	$\begin{array}{r} + 655 \\ + 738 \\ \hline \\ \hline \end{array}$	$\begin{array}{r} + 379 \\ + 648 \\ \hline \\ \hline \end{array}$	

Challenge: Complete the following calculations:

$\begin{array}{r} + 3_8 \\ + _3_ \\ \hline 487 \\ \hline \end{array}$	$\begin{array}{r} + 641 \\ + _7_ \\ \hline 12_4 \\ \hline \end{array}$	$\begin{array}{r} + 4_5 \\ + _78 \\ \hline 1_4_ \\ \hline \end{array}$
--	---	--

Maths:

Adding Money

Lesson
6

In Focus



How much did Ravi pay?

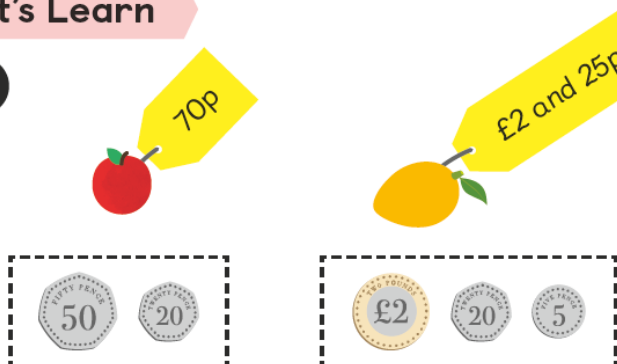
I bought
two items.



Ravi

Let's Learn

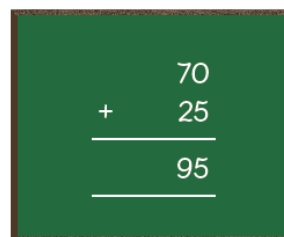
1



50p, 70p, 90p, 95p



£2 and 95p



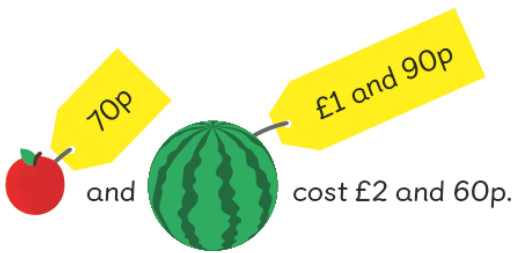
2



£2 and 60p



20p, 40p, 60p




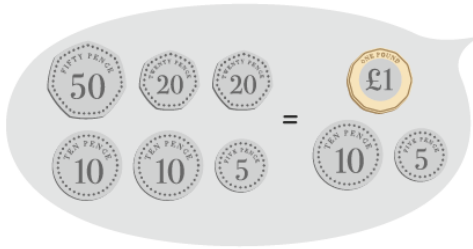
3



$$£1 + £2 = £3$$





$$£3 + £1 = £4$$
$$10p + 5p = 15p$$



Guided Practice

- 1 The prices of 4 items are shown.



- (a) Pick two items which together cost less than £10.
Use two different methods to find the total.
- (b) Find the total price of  and  .
- (c) Pick two items which together cost more than £10 but less than £12.

- 2 Add £34 and 60p and £17 and 60p.

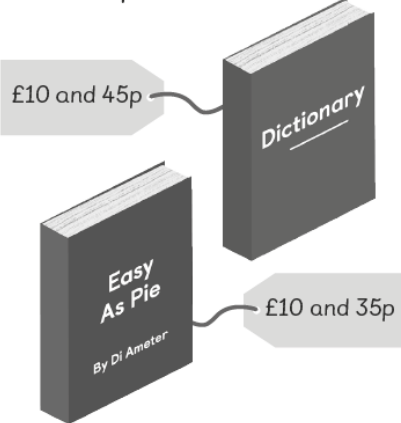
Name: _____ Class: _____ Date: _____

Worksheet 6

Adding Money

1 Find the total price.

(a)




A dictionary: £10 45p

A book: + £10 + 35p

	£10	45p
	+ £10	+ 35p
	_____	_____

The dictionary and the book together cost .

(b)



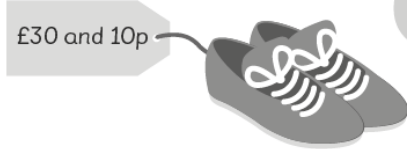
A cup of coffee: £3 35p

A glass of juice: + £2 + 55p

	£3	35p
	+ £2	+ 55p
	_____	_____

The cup of coffee and the glass of juice together cost .

(b)



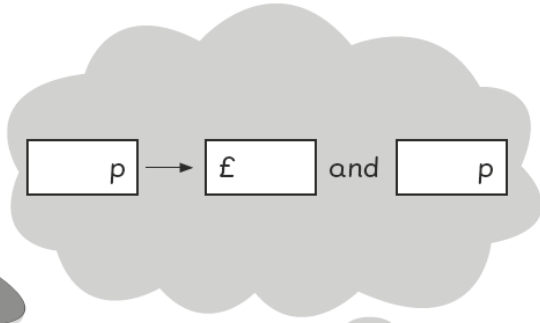
p → £ and p

$$£15 + £30 = \text{£ } \boxed{}$$

$$99\text{p} + 10\text{p} = \boxed{} \text{p}$$

The pair of sandals and the pair of trainers together cost

.



3 Find the total price of the following items.

(a)

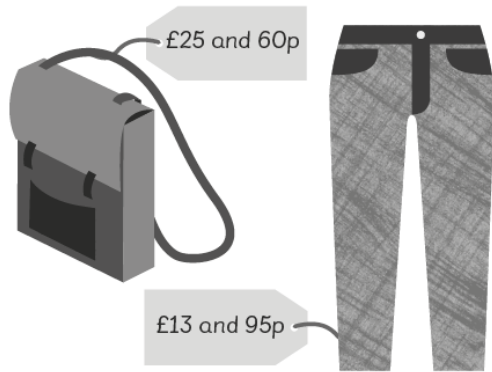


£20	15p
+ £ 4	+ 95p
<hr/>	<hr/>
£	p
<hr/>	<hr/>

p → £ and p

The cap and the pair of socks cost .

(b)



£	p
+ £	+ p
£	p
£	p

p → £ and p

The school bag and the pair of trousers cost .

(c)

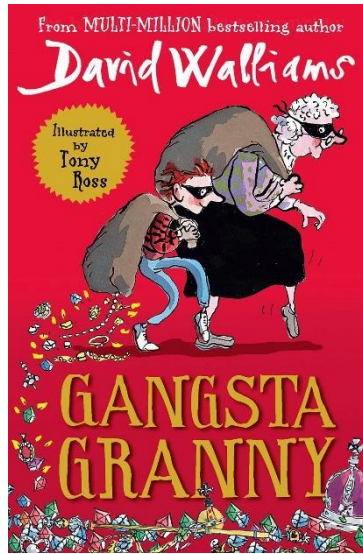


£	p
+ £	+ p
£	p
£	p

The two bicycles cost altogether.

Monday: Reciprocal Read - Prediction.

Look closely at the front cover of the book, 'Gangsta Granny' and answer the questions.



1. Do you think the books is fiction or non-fiction? Why?

2. What do you think the text is about? Why?

3. What literary technique is the title 'Gangsta Granny'? A simile, rhyme or alliteration?


4. Why do you think they are they wearing eye masks?

5. What do you think they will steal? Why?


6. What type of character do you think *Granny* is? Good or bad? Why?

7. Who do you think the little boy is? Why?

8. What parts of the book gives us information about what the book is about?



Monday: Literacy - comprehension.



Read Chapter 1 of 'Gangsta Granny' and answer the following comprehension questions.

1. What adjectives (describing words) are used to describe their car?

2. Why does Ben hate spending time with his Granny?

3. Why did Ben have to go to his Granny's house?

4. Who is Flavio Flavioli?

5. What does Ben dream of being?

6. Why do Gail and Ben's Mum spend most of their time doing each other's nails?

7. List some of the things Gail and Ben's mum do to their nails.

8. How did Ben's mum and dad meet?

9. Why didn't Ben need the child lock on the car?

10. How did Granny feel when Ben's parents didn't come in?

11. What does 'muttered' mean?

12. What does 'firmly' mean?

Book Week: Reading for Pleasure.

As a reader you have a number of different rights. Look at the Rights of the Reader poster below that was created by Daniel Pennac.

The Rights of the Reader

by Daniel Pennac

illustrated by Quentin Blake



1 The right not to read.




2 The right to skip.



3 The right not to finish a book.



4 The right to read it again.



5 The right to read anything.



6 The right to mistake a book for real life.



7 The right to read anywhere.



8 The right to dip in.



9 The right to read out loud.



10 The right to be quiet.

10 rights - 1 warning -
Don't make fun of people
who don't read -
or they never will.



This poster explains that as a reader you have a choice. When we read for pleasure, we are choosing to read for ourselves and for fun.

There are many benefits to reading. These include:

1. You can feel less stressed - your heart rate slows down.
2. You can switch off from worries.
3. It helps you get to sleep.
4. It gives you a quiet time to refresh your mind.
5. It helps you understand other people better.
6. It helps you know more about the world - including facts,
7. It improves imagination/creativity.
8. It exercises lots of areas of the brain.
9. It increases your vocabulary.
10. It makes you a better writer.
11. It raises your confidence and self-esteem.
12. It helps you work through your own worries or problems.
13. It lets you feel emotions you want to feel.
14. It raises your spirits by making you laugh.
15. You can take risks and face adventures in a book while staying safe.
16. It makes your life feel better.
17. It makes you more open-minded and tolerant.
18. It helps you face and understand difficult times.
19. It lets you escape into another world for a while.

Task: Make a reading for pleasure pledge.

Complete the pledge by describing why you read and how it makes you feel. Use the ideas on the previous page to help you.

My reading for pleasure pledge.

As a reader I have the right to _____

I will read every day because _____

I can read before I go to sleep because _____

I will feel _____ every time I read

because _____

Signed: _____
