



Home learning

Year 2

1.3.21



St Matthew's Lockdown Home Reading Log

<https://www.oxfordowl.co.uk/login/>



Class Login :	
Class Password:	



Well done for all of your hard work! Send your home reading log back to your class teacher via dojo at the end of the week!

Date:	Book Title:	Pages Read:	Pupil's thoughts/comments:	Parent/Guardian Comments:



Alternative /sh/ sound Phoneme Spotter.

Underline/highlight the words with the digraph 'ci'.

A birthday is a special day!	The new football ground used artificial grass.
They had a magician at the children's party.	The food was delicious.
Jewels are precious stones.	I like to go for a facial massage at the spa.

Write 6 words that contain the digraph 'ci'

Write sentences with all of the words above:

1) _____

2) _____

3) _____

4) _____

5) _____

6) _____



Adventure story

1.3.21

Write a story where the characters go on an adventure somewhere. Remember to make sure your story has a beginning, a middle and an ending. Don't forget to use punctuation, expanded noun phrases and conjunctions.

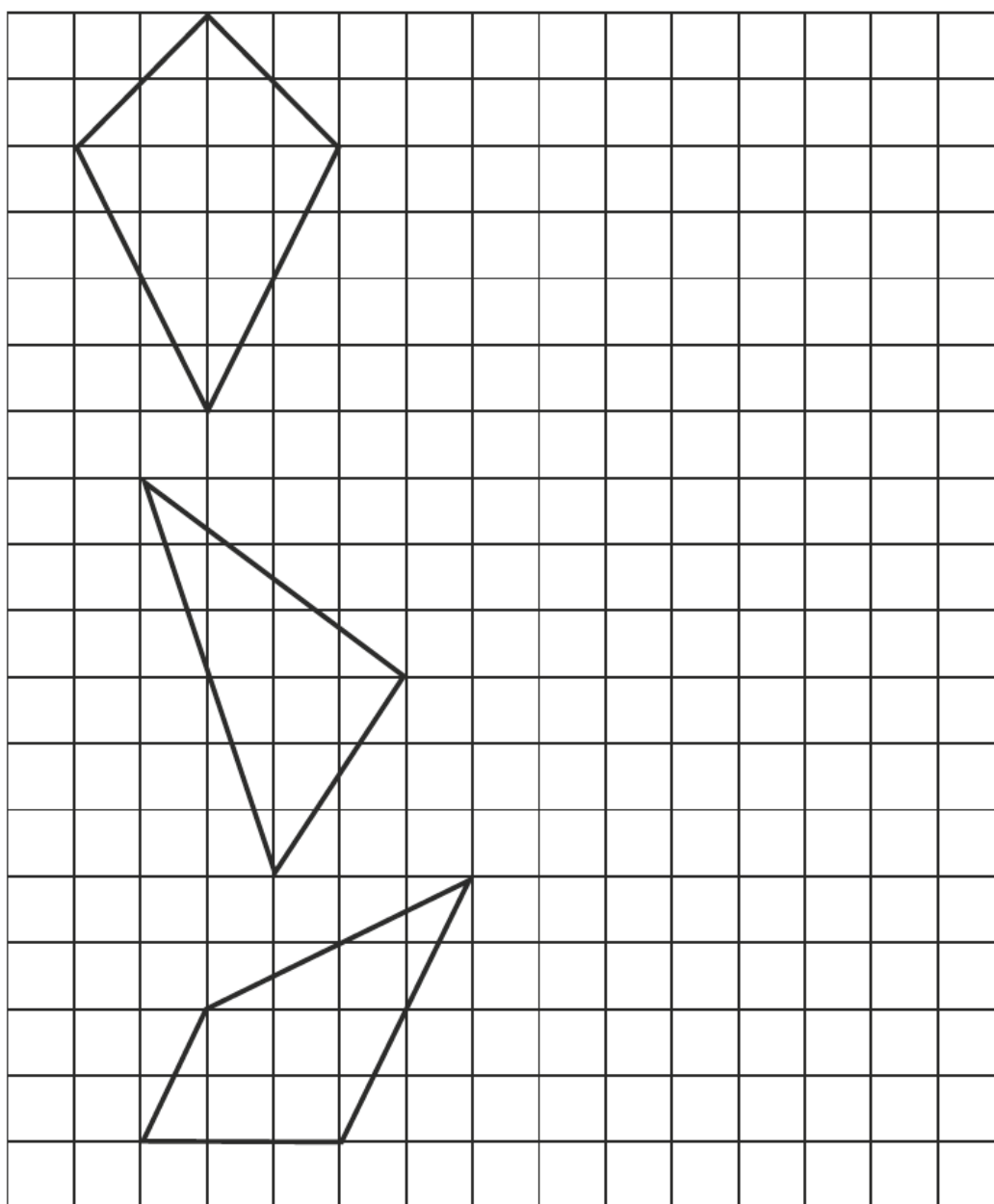
[illegible]

Name: _____ Class: _____ Date: _____

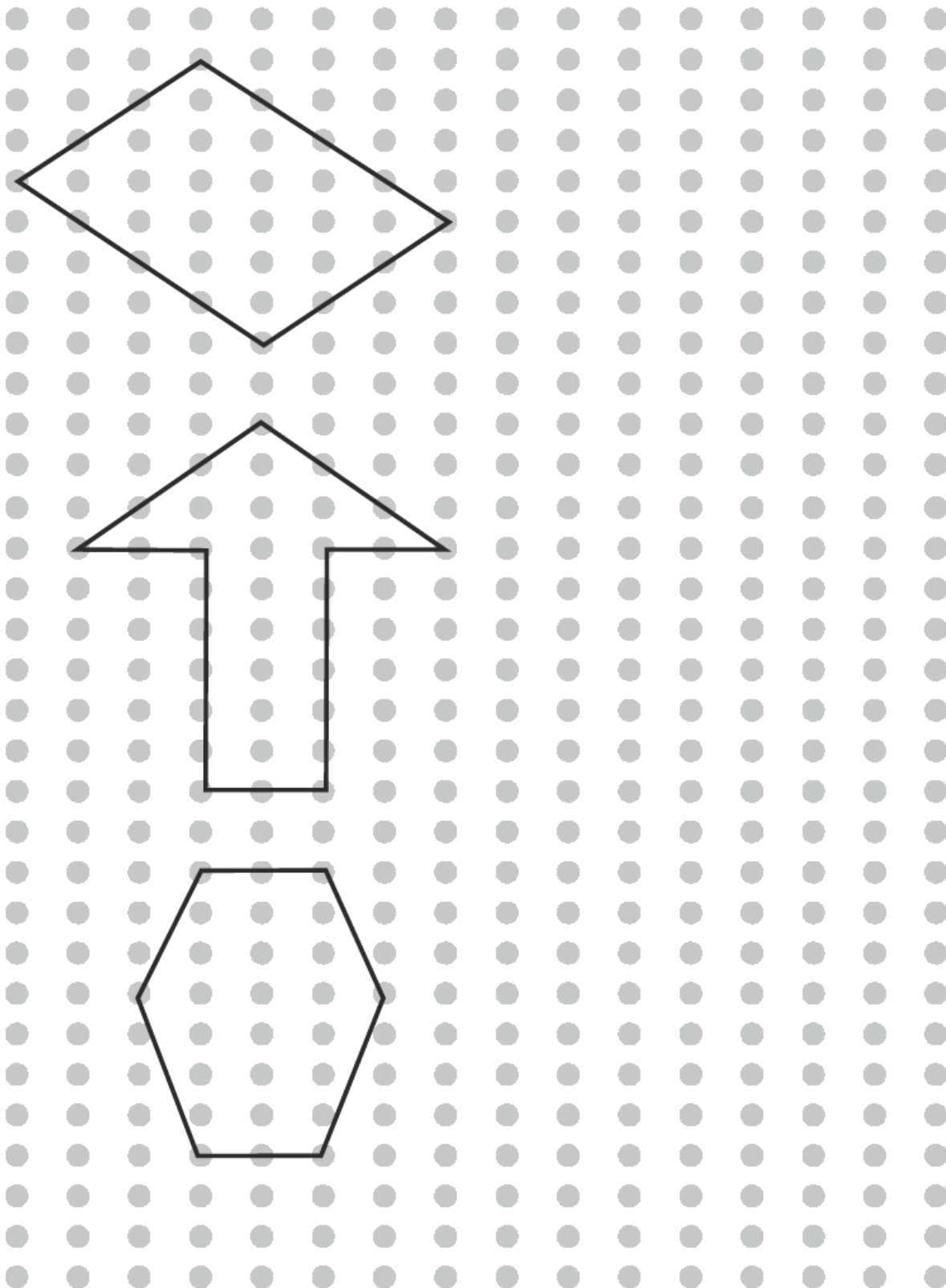
Worksheet 6

Drawing Shapes

- 1 Copy these figures on the square grid below.




2 Copy these figures on the dot grid below.



R.E-Thanksgiving


1.3.21

Create a poster of all the things we give
thanks to God for.


A large, empty rectangular box with a thin black border, intended for a student to draw or write a poster about things they are thankful for.

St Matthew's Reading for Pleasure Challenges


Key Stage One




Read with your
favourite
teddy.

☒


Read a
nursery rhyme.
Sing it loud!

☐


Read whilst
wearing a silly
costume.

☐


Can you make a
den and read
in it?

☐


Read in your
pyjamas and
slippers.

☐


Read in an
unusual place!

☐


Read nice and
cosy on the
sofa.

☐


Read to an adult
using a silly voice.
Ask them to do a
silly voice!

☐


Read whilst
eating your
breakfast.

☐

Read in the
garden-wrap
up warm!

☐

Read a book
that makes you
giggle.

☐

Read a book in
the bath- be
carefull!

☐

Drop everything and Read




1.3.21

This week is reading for pleasure week so we would like you to choose a book and read your teachers a story. So it is time for you to be the teacher! You could grab your favourite teddy, make a reading den or dress up to read us your story if you wish. Send us a video of your story on dojos



ti as sh Words Cut and Stick


Cut and stick the letters to make the word for the picture in the box.

	$2 + 2$
<div></div>	<div></div>
	
<div></div>	<div></div>

sta	on	addi	ti	on	ac
frac	ti	ti	on	on	ti

Grandpa's island – 2.3.21

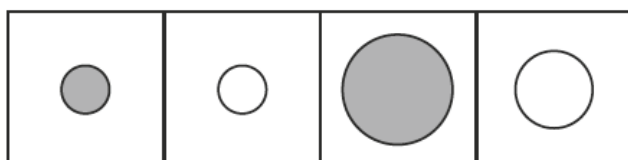
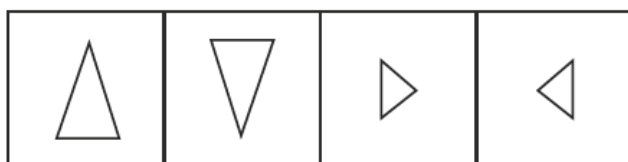
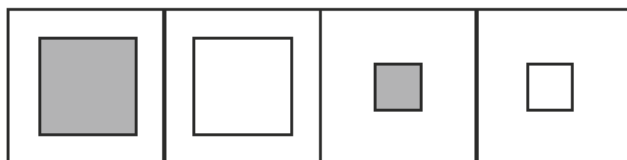
Write down any interesting words that you hear in the story around the magpie. Choose 7 of the words and write a sentence for each word.



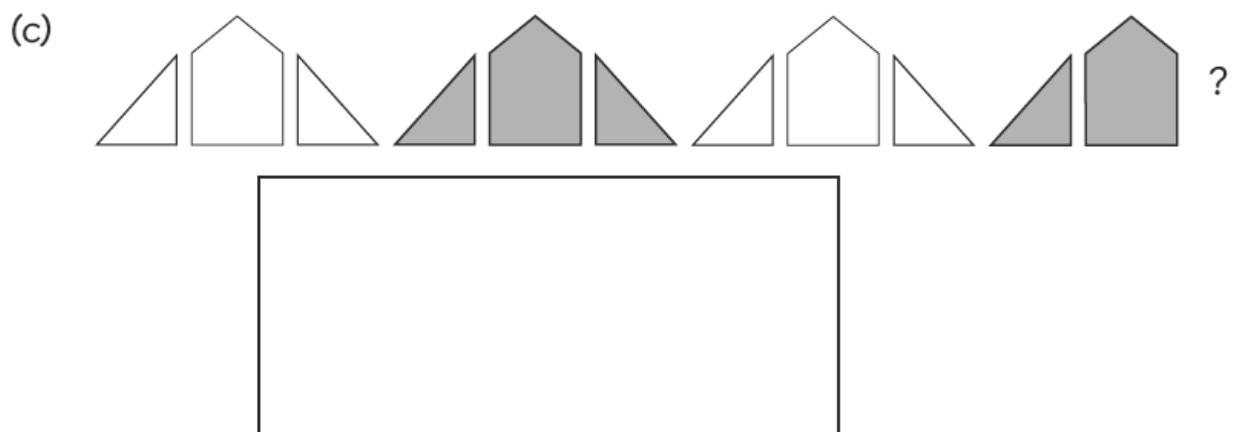
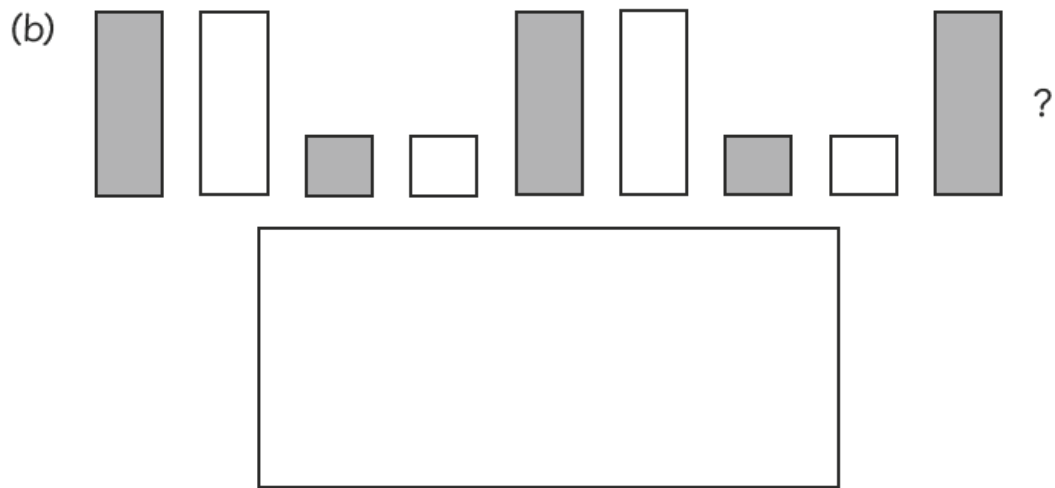

Worksheet 7

Making Patterns

- 1** What is the missing shape?
Circle the missing shape in the box.



- 2** What shape comes next in the pattern?
Draw the shape in the box.




Extreme reading competition

2.3.21

Take a photo of yourself reading in the most unusual or exciting place. The most unusual reading photo will be chosen as the winner and will earn 50 dojos!



Create a new best friend for the main character in your favourite book. Draw them and describe them.



Alternative /sh/ sound Phoneme Spotter.

Underline/highlight the words with the letter 's'.

I like sugar in my tea.	Are you sure you want to do that?
Pirates like to follow a treasure map.	I measure using a ruler.
Asia is a continent.	It is a pleasure to meet you.

Write 6 words that contain the letter 's'

_____	_____
_____	_____
_____	_____

Write sentences with all of the words above:

- 1) _____
- 2) _____
- 3) _____
- 4) _____
- 5) _____
- 6) _____



1. What did Syd find at the far end of the attic?

2. How do you think Syd felt standing on the deck of the ship?

3. What does lurched mean?

4. Why do you think the island was the most perfect place?

5. How would you describe their journey?

6. What do you think happened to granddad?

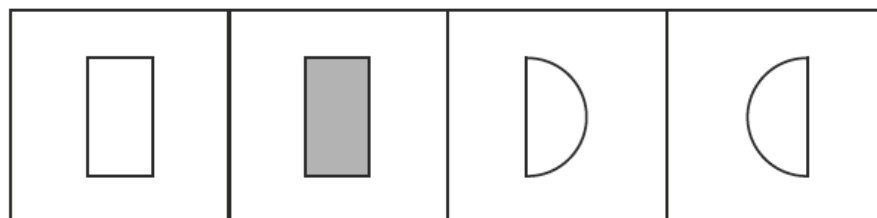
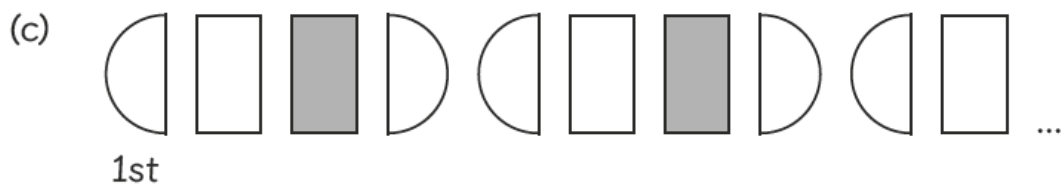
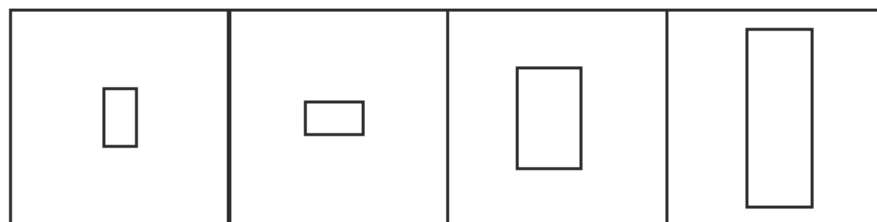
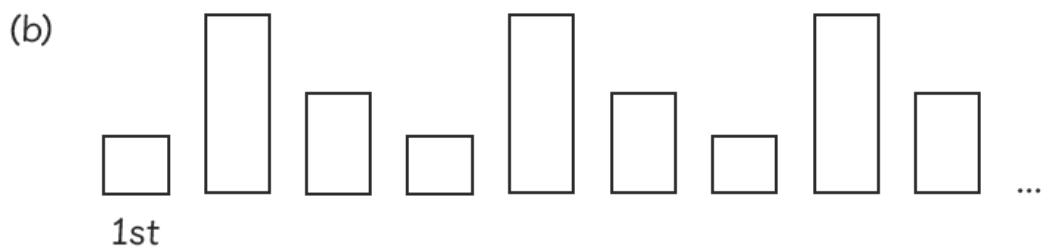
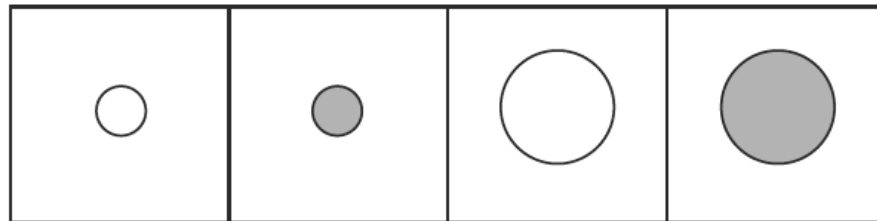
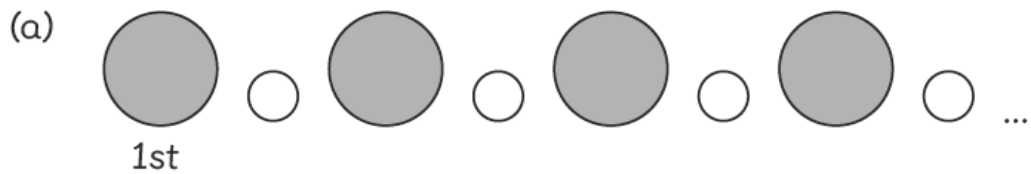
Name: _____ Class: _____ Date: _____

Worksheet 8

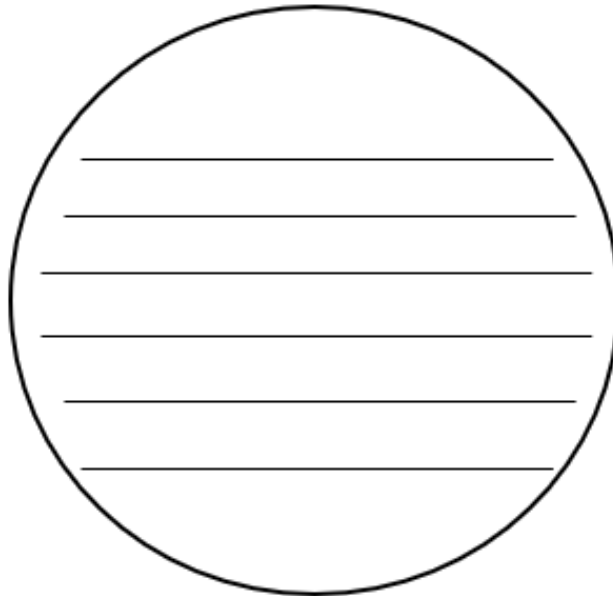

Describing Patterns

1 What is the 15th shape?

Look at the pattern and circle the 15th shape in the box.



We have now finished our thanksgiving topic. We would like you to write down what you have remembered from the topic.

A large circle containing seven horizontal lines for writing.A chalice-shaped container with a stem and a flared base. The bowl of the chalice contains seven horizontal lines for writing.

Today we would like you to create a video advert of your favourite book. Try and persuade us to read your favourite book by telling us about it and give us reasons for why we should read it. Tell us about the characters and what the best thing about your book is.



Alternative /sh/ sound Phoneme Spotter.

Underline/highlight the words with the digraph 'ss'.

My passion is to be an artist.	The astronaut is on a mission to Mars.
Please, can I have a tissue to blow my nose?	It is time for our phonics session.
Do you have an issue with your car?	I can assure you it is safe.

Write 6 words that contain the digraph 'ss'

Write sentences with all of the words above:

1) _____

2) _____

3) _____

4) _____

5) _____

6) _____

World book day

4.3.21

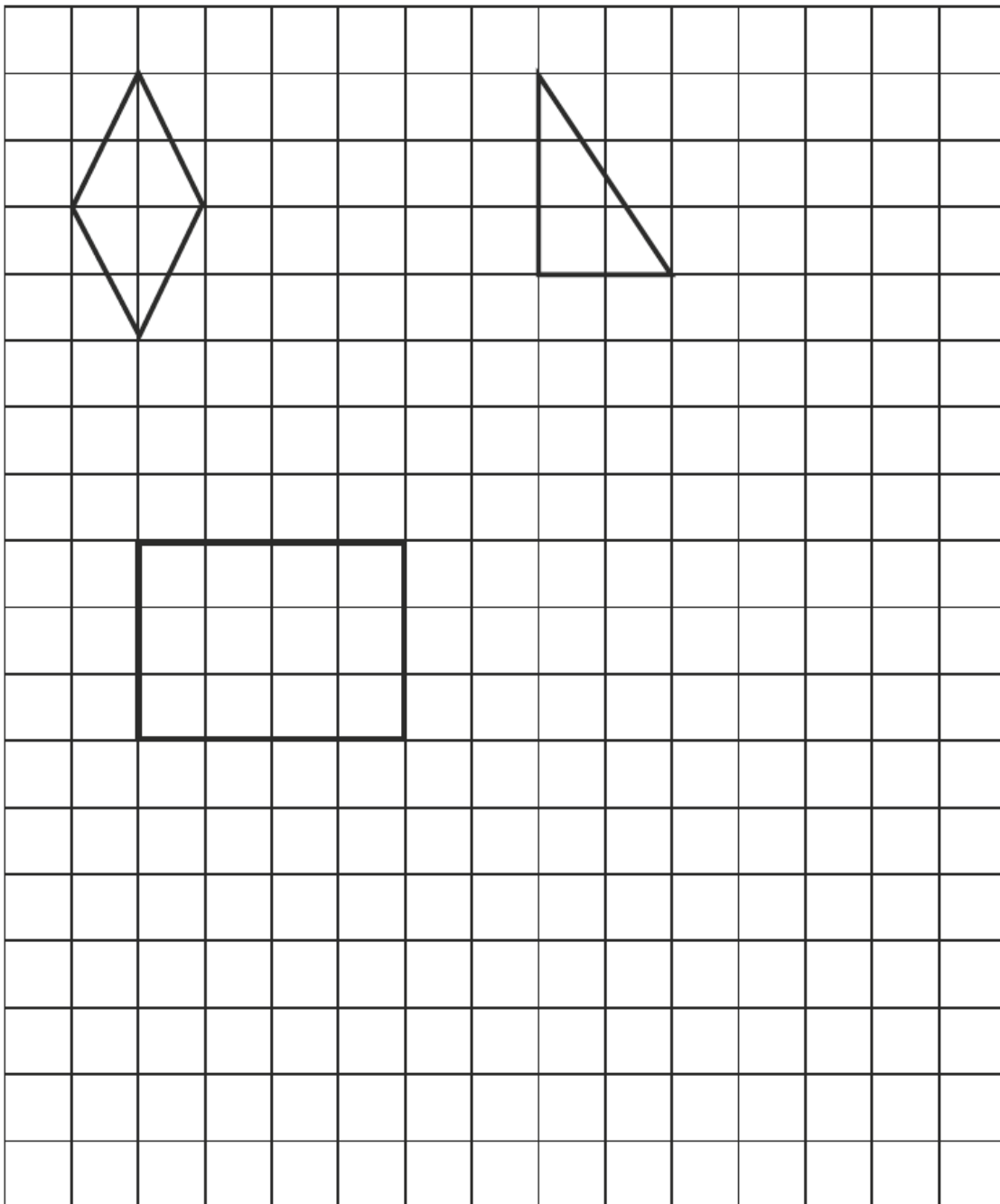
Create a character or book themed hat for World book day. We can't wait to see your hats so get creative and get making!



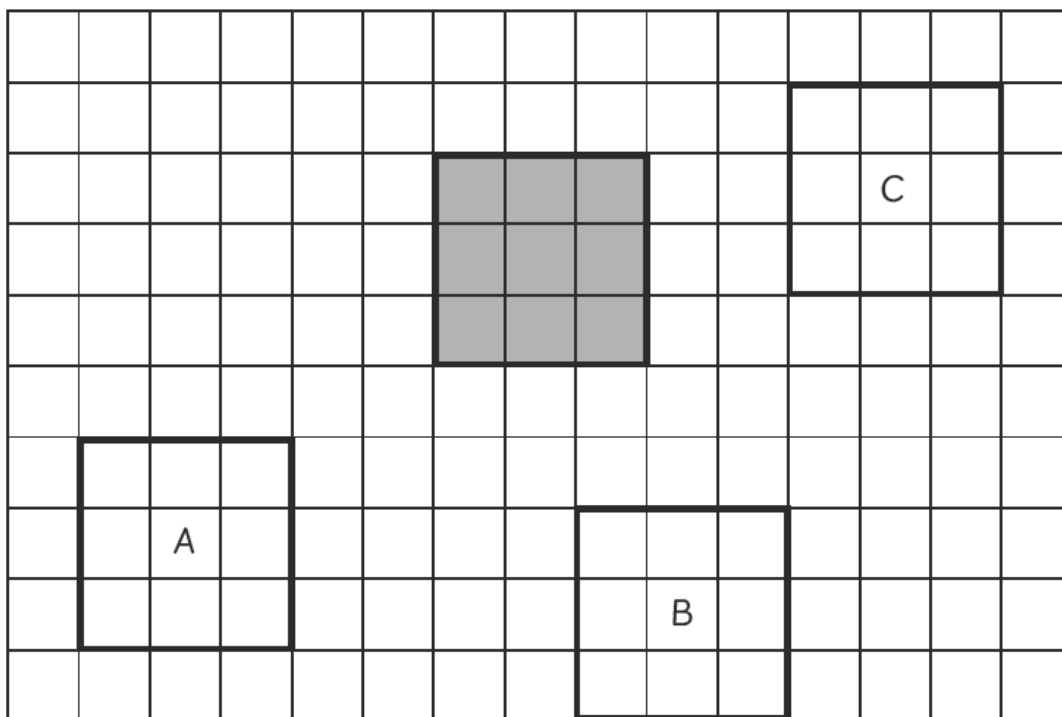
Worksheet 9

Moving Shapes

- 1 Move the shapes below, 5 steps to the right and 3 steps down. Draw the shapes at their new positions.



- 2 Describe how the shaded square moves to square A, B and C.



square A

square B

square C


Write a diary entry describing your journey to Kenya

The image shows a spiral-bound notebook with a blank page. The page is ruled with horizontal lines. There are two large empty rectangular boxes on the page, one in the upper right and one in the lower left, intended for drawings or illustrations. The spiral binding is on the left side of the notebook.

Reading for pleasure

4.3.21

Design your own bookmark to use when you are reading.



Phase 5 Alternative Spellings for sh
























There are different ways to spell the 'sh' sound.

Can you spot words below with each of the different spellings?

Fill in your key with a different colour for each spelling and then colour in the picture.

Key

sh <input type="text"/>	ci <input type="text"/>	ti <input type="text"/>	ch <input type="text"/>	ss <input type="text"/>	s <input type="text"/>
-------------------------	-------------------------	-------------------------	-------------------------	-------------------------	------------------------

 chef	 machine	 Charlotte	 Michelle	 sure
 sugar	 potion	 official	 precious	 ancient
 passion	 tissue	 pressure	 mission	 station
 motion	 shop	 shoe	 short	 special
	 musician	 delicious	 emotion	

Write a description of grandpa from the story. Remember to use expanded noun phrases, conjunctions and punctuation,

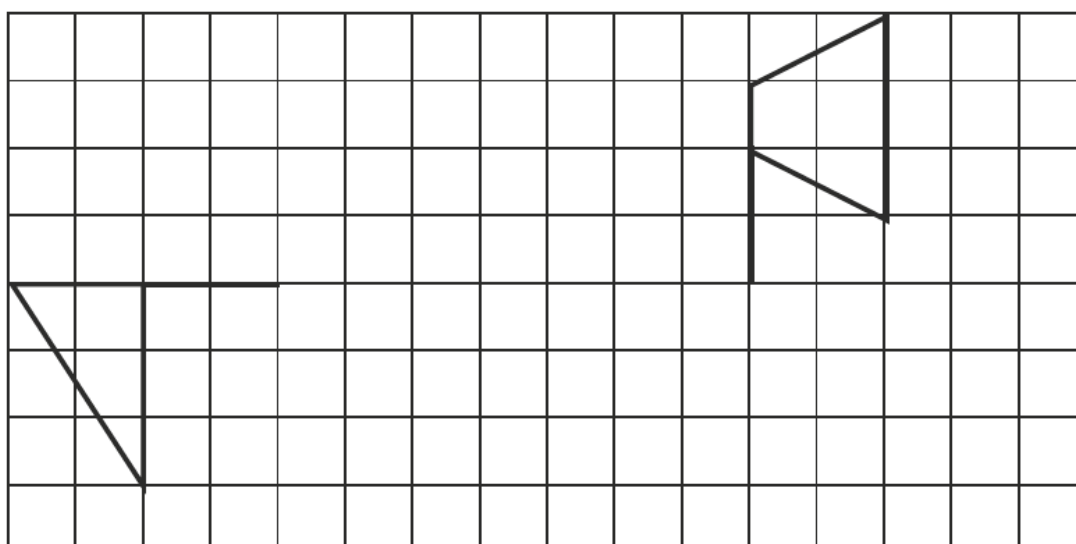


Name: _____ Class: _____ Date: _____

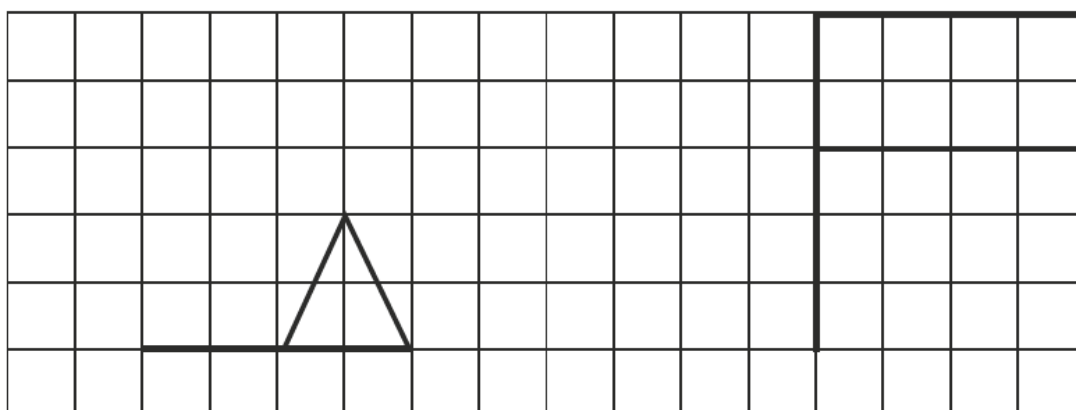
Worksheet 10

Turning Shapes

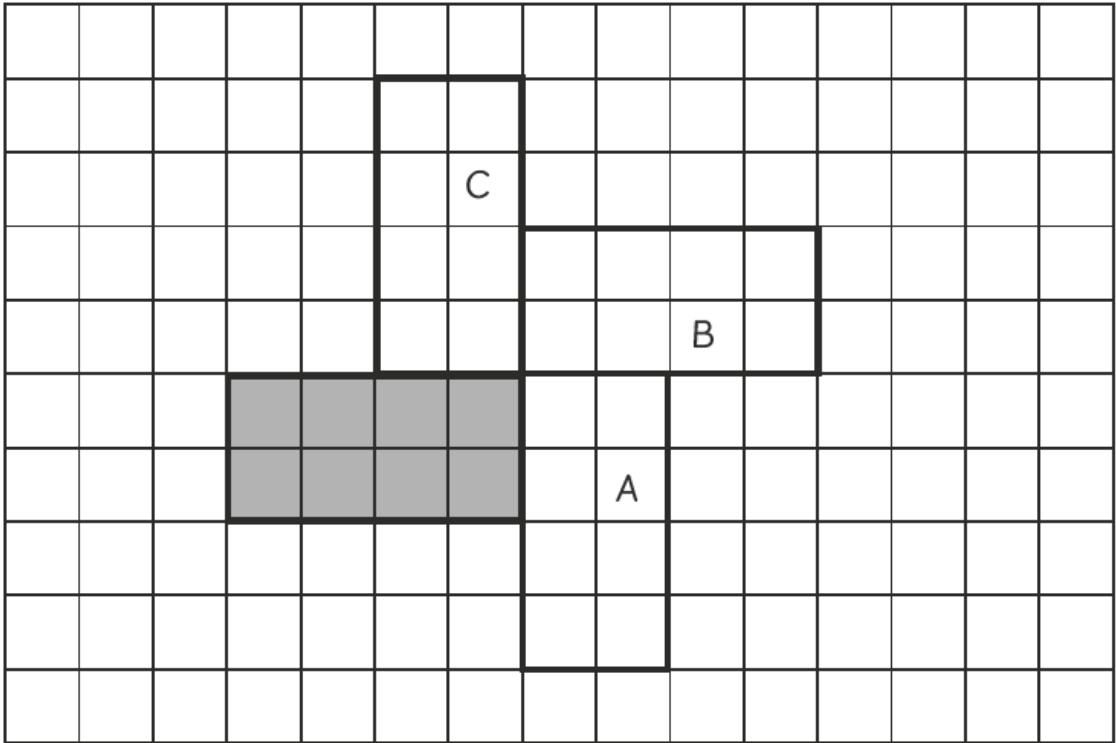
- 1 Move the flags below clockwise by a quarter turn and then clockwise by half a turn. Draw the flags at their two new positions.



- 2 Move the flags below anticlockwise by a quarter turn. Draw the flags at their new positions.



- 3 Each rectangle A, B and C is made by turning the shaded rectangle. Describe how the shaded rectangle is moved.



rectangle A

rectangle B

rectangle C

Piece 2- Being Relaxed

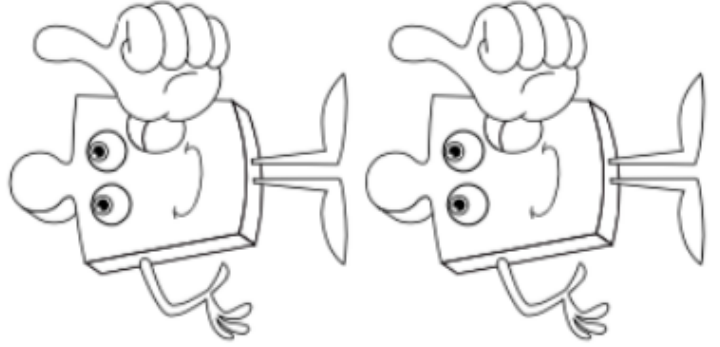
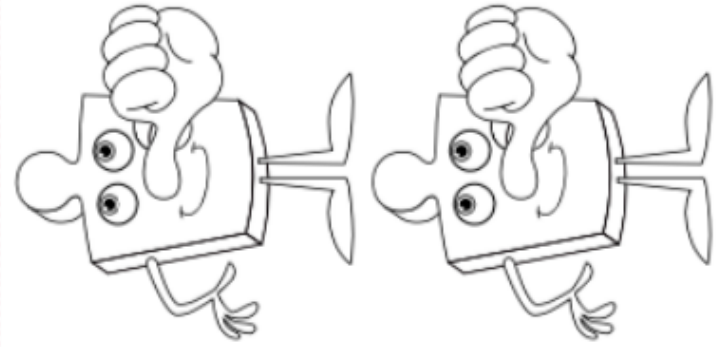
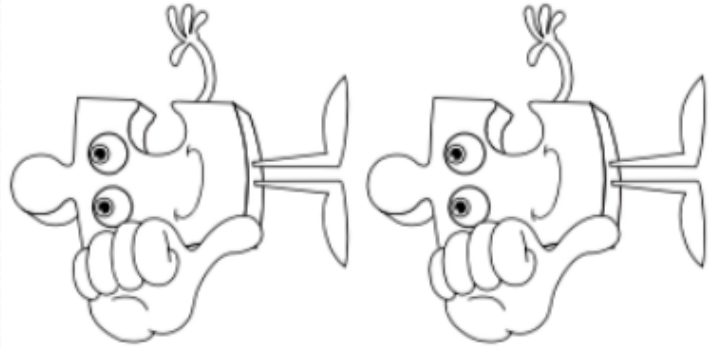
Rank the pictures from the least relaxed to the most relaxed.

Least relaxed					Most relaxed
How are they feeling here? _____ _____					How are they feeling here? _____ _____

What do you notice about the change in continuum?



I can show or tell you what relaxed means and I know some things that make me feel relaxed and some that make me feel stressed



TINT BOX - To improve next time I

.....

.....

.....

.....

Reading for pleasure

Friday 5.3.21

Just for fun-Why not decorate a potato or an egg as a character from a book. Don't forget to send us your photos on dojos.

