





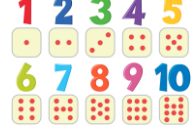


St Matthew's Catholic Primary School – EYFS Long Term Overview

This document sets out the intended learning experiences by half term. It is designed to support practitioners' planning and will be adapted flexibility to meet the needs, stages and interests of the children through short term planning. These learning experiences will build on what children know and can do, and will often be adapted based on the interests observed in child-initiated activities. As with child-initiated activities, the practitioners will actively use a range of effective interaction strategies to support learning in the adult-led context.

Autumn 1

Key Texts:

Starting School, How to be a friend, The huge bag of worries, Super Duper You!, Only One You, All Are Welcome, What I Like About Me!: A Book Celebrating Differences, In Every House On Every Street, A Place Called Home, My Mum, My Dad, Once There Were Giants, Pumpkin Soup, Little Gooses Autumn, The Leaf Thief, The Roll Away Pumpkin, Autumn.





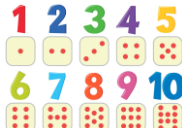


Topic/seasonal interest and enrichment opportunities Cultural Capital Opportunities	Communication and Language 	PSED 	Physical Development 	Literacy 	Maths 	Understanding the World 	Expressive Arts and Design 
New School New Friends Super Duper Me! Families Grandparent's Day 3 rd October House and Homes Autumn	Settling in and learning people's names Listening carefully and understanding why listening is important Learning how to sit on the carpet and putting our hands up instead of shouting out	Self-registration stones – recognising their pictures. Making friends Learning class rules/settling in and building relationships with staff and peers Introduction of dojo points and prize box.	Gross motor experiences – games outdoors modelled/adult-led Bikes Large scale painting and mark making (shower curtain/boxes/walls/fences) Pumpkin carving	RBA Love of reading – cosy book corner. How we look after our books. Books of the week. Story boxes and prompts to go alongside stories	RBA Number of the Week focus – numbers 1 – 5. Number focus opportunities throughout the environment to explore number and patterns within those	Bring in baby/family photographs. Discuss how they have changed. Beginning to create simple timeline. Experiences to widen knowledge and enrich and widen vocabulary - Autumn Walk, Visit from a Mum and Baby	'Every Child is an Artist'... Playdough in the malleable area (pumpkin spice scent for autumn) Faces/Homes/Autumn playdough mats to inspire creations. Painting tools – large brushes/small brushes/sponges.

	<p>Begin to talk confidently to peers and EYFS Staff</p> <p>Stories – linked to making friends/celebrating differences/autumn</p> <p>Calming area – explore feelings. What makes us feel happy/sad/worried .</p> <p>Books linked to emotions/feelings.</p> <p>Engage in non – fiction books</p>	<p>Becoming more independent – putting coats/bags and bottles away</p> <p>Celebrating differences!</p> <p>Supporting toileting/getting changed</p> <p>Self-portraits (focusing on body parts, including hands and feet)</p> <p>Teach that all emotions are ok and identify</p> <p>Support conflict resolution and understanding how others are feeling</p> <p>Healthy eating snack – send home recipes</p> <p>Oral Health letters out to parents to check who is enrolled</p>	<p>Zip up coats and clothes in the home corner/role play</p> <p>Introduction to PE and structured movement through the topic of 'everyday life'.</p> <p>Fundamentals - develop their fundamental movement skills through the topic of 'all about me'.</p> <p>Using cutlery in the dinner hall</p> <p>Lots of drawing freely</p> <p>Teach letter formation</p> <p>Teaching how to line up in class</p>	<p>Phonics – separate phonics plan for daily phonics lessons</p> <p>Learning about all the different mark making tools in areas around the room</p> <p>Lots of adult modelling for writing.</p> <p>Lots of modelling for writing in the areas.</p>	<p>numbers/compare numbers</p> <p>Subitising 1-5</p> <p>See smaller groups of 2's and 3's</p> <p>Number bonds 1-5</p> <p>Count to 10/beyond 10. Introduce 10 frames.</p> <p>Maths Jigsaws</p>	<p>Talk about people who help us when we are babies – health visitor/midwife/doct or/ Nurses. (role play baby clinic)</p> <p>Autumn – where does our food come from?</p> <p>Local environment – parks near school. Autumn walks (role play Percy's Park.</p> <p>Explore the world around them - Observations of plants and animals</p> <p>Compare different houses around world</p>	<p>Autumn colours/creating Autumn trees</p> <p>Music Games Children will be introduced to a variety of music and rhymes to develop listening, concentration and confidence within a musical setting</p> <p>Tidy up song – We are the tidy up team</p> <p>Weekly music lessons with Rosie</p> <p>Encourage children to perform their own songs and dances (stage area)</p>
--	---	---	---	--	---	---	---





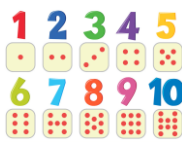


Autumn 2

Key Texts:

Rama and Sita – the story of Diwali, Remember Remember the 5th of November, Sparks in the Sky, Be Kind, Were the poppies now go, Welcome to our world, Hetty's Hanukkah, Shmelf the Hanukkah Elf, The very hungry caterpillar – 8 nights of Hanukkah, The Jolly Christmas Postman, Stick Man, The Snowman, The Christmas Story.

Topic/seasonal interest and enrichment opportunities Cultural Capital Opportunities	Communication and Language 	PSED 	Physical Development 	Literacy 	Maths 	Understanding the World 	Expressive Arts and Design 
Festival of Light Diwali 4 th November Bonfire Night 5 th November Remembrance Day 11 th November World Kindness Day 13 th November Transport – Road safety week Our World – Universal Children's Day	Share Diwali story (Rama and Sita) and talk about how some people prepare for and celebrate this festival. Learn new vocabulary Discuss and share our birthdays (using birthday display) Engage in story times, joining in with repeated phrases and actions. Respond to instructions with more than one step (throughout the day)	Self-registration stones – recognising their first names MA to sign in Creating strong friendship groups/1 strong relationship Continue with the use of Dojo points and introduce golden rule pencils and stickers. World Kindness Day – discuss how we can be kind to our friends. Make a class pledge about ways to be kind.	Large firework paintings outdoors (using paints and chalk) Fine Motor – creating firework designs in the glitter Increasing pencil control Dough disco and scribble disco PE topic 'fantasy and adventure'. Learn basic principles such as finding space, freezing on command, using	Phonics – separate phonics plan for daily phonics lessons Writing simple lists for celebrations that are important to them. List for what you might need for those celebrations. (birthday lists/Christmas lists) Discuss birthdays and how everybody has one. Learn about Jesus's birthday.	Number of the Week focus – numbers 6 – 10. Number focus opportunities throughout the environment to explore number and patterns within those numbers/compare numbers Subitising 6-10 Number bonds 6-10 Count beyond 10. Use ten frames to represent numbers 6-10	Learn about festivals and celebrations that children celebrate with their families (Diwali) Bonfire night safety messages – being seen and visible in the dark. Discuss how to keep ourselves warm in colder weather. Discuss experiences of snow and building a snowman (melting and freezing) Go on a winter walk – what changes can we see that show signs of winter.	Straw blowing and marble rolling with paints to create firework pictures. Fireworks in the night sky – chalk pictures Diwali Candles – paper plates and patterns Watch Cbeebies video 'poppies' and discuss. Children to create poppy collages. Create Christmas cards for friends and family. (provide card,glitter/sequins/ Split pins/pva in creative area) Learn

Other Faiths – Hannukah Christmas	<p>Begin to understand how and why questions.</p> <p>Answer questions in front of whole class</p> <p>Engage in non – fiction books</p>	<p>Teach that all emotions are ok and identify</p> <p>Support conflict resolution and understanding how others are feeling</p> <p>Giving strategies for dealing with their feelings.</p> <p>Modelling good practise and encouraging independence *target children who need extra support</p> <p>Encourage and support with toileting and hand washing skills *target children who need extra support</p> <p>Parents evening – discuss healthy food choices for children</p> <p>Healthy eating snack – send home recipe</p>	<p>and sharing equipment and working individually, with a partner and group. Including movement skills such as running, jumping, skipping. Using cutlery in the dinner hall</p> <p>Open ended obstacles resources available outside</p> <p>Lots of drawing freely</p> <p>Teach letter formation</p> <p>Lining up for dinner</p>	<p>Write simple birthday cards</p> <p>Self-registration stones – recognising their first names MA to sign in</p> <p>Lots of modelling for writing in the areas.</p>	<p>Maths Jigsaws</p> <p>Ordering Christmas stockings/elves by length (including longest and shortest)</p> <p>Comparing objects and quantities</p> <p>Shadowing in block area</p> <p>Display numerals in order alongside dot quantities</p> <p>Using five frames and ten frames –</p> <p>Link in the number symbol with its cardinal number value</p> <p>Modelled games such as matching and snap</p>	<p>Christmas around the world – what does it look like for other children? Hanukkah</p> <p>Account of the past – Remembrance Day</p> <p>Explore the world around them - Observations of plants and animals</p>	<p>how to fold paper to make a card.</p> <p>Weekly music lessons with Rosie Watch a live performance – panto</p> <p>Instruments, props and costumes are available indoors and outdoors *identify children who struggle with pretending</p> <p>Encourage children to perform their own songs and dances (stage area)</p> <p>Introduce Henry Matisse – pattern and repetition of shapes using cutting skills.</p>
---	--	--	---	---	--	--	---





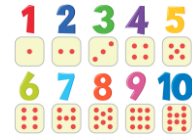


		Where does our food come from – Harvest					
Spring 1							
Key Texts: One Winters Night, The Fox in the Dark, The Storm Whale in Winter, One Snowy Night, How to Catch a Star, Aliens Love Underpants, Whatever Next!, Q Pootle, On the Moon, The Man on the Moon, You Can't Eat a Princess, Beegu, The Great Race, The Day is Rained Hearts, Love from the Crayons.							
Topic/seasonal interest and enrichment opportunities Cultural Capital Opportunities	Communication and Language 	PSED 	Physical Development 	Literacy 	Maths 	Understanding the World 	Expressive Arts and Design 
Winter Space Chinese New Year Tuesday 1 st February Nursery Rhyme Week Love is in the Air – Valentine Day 14 th February	Attend weekly praise assemblies to support with L&A Learn new vocabulary Articulate their ideas and thoughts in well-formed sentences. Learn a wide range of Rhymes and songs Engage in non – fiction books Model talk routines and social phrases throughout the day	Start expressing their feelings – morning routine during self – registration Books for support feelings and emotions and perspectives of others. ROAR project introduced into daily routines Key person time – work on resilience and perseverance	PE skills Specialised weekly PE sessions with coach/teacher working on fundamentals Tennis balls activities outdoors *continually checking on correct pencil control Using cutlery in the dinner hall Using spoons and milk jugs for snack	Introducing and embedding Read Write Inc. Phonics – separate phonics plan for daily phonics lessons Phonics – keep up not catch up groups Reading books and phonics packs sent home weekly Signing in for self-registration –	Patterns Encourage Subitising – not always needed to count Using five frames and ten frames – Display numerals in order alongside dot quantities Discuss different way children can records – dots, tallies and using numeral cards	Teach old playground games Comparison between toys – china dolls/new dolls Ice Melting Significant people from the past – linked to dojo teams in schools. Visit to church – historical building Walk around the local area – creating maps Provocation – magnets	Weekly music lessons with Rosie Change/make up their own Nursery Rhyme Colour mixing using powder paints Encourage children to perform their own songs and dances (stage area) Introduce Claude Monet artwork – The Magpie Winter scene and Water Lily piece.

<p>Random Acts of Kindness Day 17th February</p> <p>Spring Walk around Sefton to see the daffodils</p>	<p>Using connectives in talk – because, and etc</p>	<p>Modelling good practise and encouraging independence *target children who need extra support</p> <p>Encourage and support with toileting and hand washing skills *target children who need extra support Learn about good hygiene</p> <p>Weekly PE sessions</p> <p>During snack time discuss the importance of healthy eating and what is good/bad for us and our teeth?</p> <p>Discuss they ways in which we can show someone we love them (valentines)</p>	<p>Begin to increase their time at tables – teaching correct posture</p> <p>Open ended obstacles resources available outside</p> <p>Attend Winsor Gardens</p> <p>Guide drawing activities</p> <p>Teach letter formation</p> <p>Lining up correctly and holding trays and cutlery ready for dinner</p>	<p>adult led to support formation Opportunities to read stories – talk about stories, retell stories and re-enact stories using prompts.</p> <p>Lots of modelling for writing in the areas.</p> <p>Read simple phrases and sentences made up of known letter – sounds correspondence. Have signage and decodable books available throughout provision</p>	<p>Counting beyond 10 – providing 100 square number tracks, calendars.</p> <p>Comparing numbers – more than, less than, fewer, same as, equals.</p> <p>Number Rhymes – one more and one less</p> <p>Automatic recall of number bonds 0-5</p> <p>Increase the complexity of the 2D pictures and patterns with these 3D shapes (Building Area)</p> <p>Increase challenge of puzzles and jigsaws</p> <p>Compare length, weight and capacity</p>	<p>Explore the world around them - Observations of plants and animals</p> <p>Compare different countries</p>	<p>Tidy up music – Chinese music/music from the past</p> <p>Observational drawings of daffodils</p>
---	---	---	---	---	--	--	---

Spring 2

Key Texts:

Runaway Chapati, Mr Wolf's Pancakes, My Mum, Dinosaurs who pooped the planet, Harry and the Dinosaurs books, Dinosaurs Love Underpants, Ten Little Dinosaurs, Do You Love Dinosaurs?, Little Bears Spring, We're Going on an Egg Hunt, The Great Big Egg Hunt, One Springy Day, Spring, The Odd Egg, Busy Spring: Nature Wakes Up.





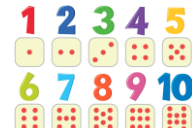


Topic/seasonal interest and enrichment opportunities Cultural Capital Opportunities	Communication and Language 	PSED 	Physical Development 	Literacy 	Maths 	Understanding the World 	Expressive Arts and Design 
<p>Spring</p> <p>Pancake Day 1st March</p> <p>World Book Day 3rd March</p> <p>Poetry – Poetry Day 21st March</p> <p>Mother's Day 27th March</p>	<p>Attend weekly praise assemblies to support with L&A</p> <p>Learn new vocabulary</p> <p>Articulate their ideas and thoughts in well-formed sentences.</p> <p>Learn traditional and contemporary poems</p> <p>Engage in non – fiction books</p>	<p>Express their feelings – morning routine during self – registration</p> <p>Books to support feelings and emotions and perspectives of others.</p> <p>ROAR project introduced into daily routines</p> <p>Bedtime stories – sessions with parents having a good sleep routine</p>	<p>Using cutlery in the dinner hall</p> <p>Using spoons and milk jugs for snack</p> <p>Begin to increase their time at tables – teaching correct posture</p> <p>Attend Winsor Gardens</p> <p>Tennis balls activities outdoors</p> <p>Specialised weekly PE sessions with coach/teacher</p>	<p>Phonics – separate phonics plan for daily phonics lessons</p> <p>Phonics – keep up not catch up groups</p> <p>Lots of modelling for writing in the areas.</p> <p>Reading books and phonics packs sent home weekly</p> <p>Read simple phrases and sentences made up of known letter – sounds</p>	<p>Comparing numbers – more than, less than, fewer, same as, equals.</p> <p>Number Rhymes – one more and one less</p> <p>Composition of numbers to 10</p> <p>Use conceptual Subitising</p> <p>Automatic recall of number bonds 0-5</p>	<p>Visit from grandparents – talk about schools in the past</p> <p>Significant people from the past – linked to dojo teams in schools.</p> <p>Explore the world around them - Observations of plants and animals</p> <p>Life of a farmer – farm small world – non-fiction texts about farms</p>	<p>Weekly music lessons with Rosie</p> <p>Ipad's out on the stage – record each other performing.</p> <p>Introduce clay in the malleable area.</p> <p>Encourage children to perform their own songs and dances (stage area)</p> <p>Wassily Kandinsky Artwork - inspired by this artwork to draw,</p>

Long Long Ago - Dinosaurs	Using connectives in talk – because, and etc	Healthy eating – where does food come from?	working on fundamentals	correspondence. Have signage and decodable books available throughout provision.	Continue to create and copy patterns – spotting mistakes		paint, collage, and print.
Spring New Life – Holy Week/Easter	Use talk to help work out problems and organise thinking	Key person time – work on resilience and perseverance.	Guide drawing activities Teach letter formation		Increase the complexity of the 2D pictures and patterns with these 3D shapes (Building Area)		Tidy up time music – classical
Trip to Farm		Weekly PE sessions Tooth brushing sessions During snack time discuss the importance of healthy eating and what is good/bad for us and our teeth?	Lining up correctly and holding trays and cutlery ready for dinner		Increase challenge of puzzles and jigsaws compare length, weight and capacity		

Summer 1

Key Texts:

A superhero like you, Busy People: Police Officer, Busy People: Vet, Busy People: Teacher, Busy People: Doctor, Busy People: Liberian, Busy People Astronaut, Busy People: Firefighter, Busy People: Builder, The bee who spoke, Bee and Me, Look What I Found in the Woods, Bugs and Mini-beasts, The Very Hungry Caterpillar.





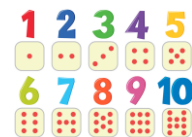


Topic/seasonal interest and enrichment opportunities Cultural Capital Opportunities	Communication and Language	PSED	Physical Development	Literacy	Maths	Understanding the World	Expressive Arts and Design
							

<p>Summer</p> <p>Animals in danger</p> <p>Earth Day 22nd April</p> <p>Penguin Day 25th April</p> <p>Screen Free Week 2nd May</p> <p>World Laughter Day 3rd May</p> <p>People who help us – Nurses Day 6th May</p> <p>Invite in dentist/nurse</p> <p>Mini-beasts</p> <p>World Bee Day 20th May</p>	<p>Attend weekly praise assemblies to support with L&A</p> <p>Learn new vocabulary in different contexts</p> <p>Articulate their ideas and thoughts in well-formed sentences.</p> <p>Re-read familiar non – fiction books</p> <p>Using connectives in talk – because, and etc</p> <p>Use talk to help work out problems and organise thinking</p>	<p>ROAR project embedded into daily routines</p> <p>Key person time – comment on and self-evaluate (British values)</p> <p>Sensible amount of screen time – session with parents</p> <p>Healthy eating</p> <p>PE sessions</p> <p>Tooth brushing sessions</p> <p>During snack time discuss the importance of healthy eating and what is good/bad for us and our teeth?</p> <p>The understanding of a healthy amount of screen time – involve parents (Screen Free Week)</p>	<p>Develop overall body strength</p> <p>Progress towards a more fluent styles</p> <p>Balance bikes in provision for children to use</p> <p>Sitting longer periods at the table – correct posture *check heights of chairs for children</p> <p>Using ping pong balls in outdoor games</p> <p>Specialised weekly PE sessions with coach/teacher working on fundamentals</p> <p>Target children who are not throwing, catching, jumping etc</p> <p>Teach letter formation</p> <p>Lining up correctly and holding trays and cutlery ready for dinner</p>	<p>Phonics – separate phonics plan for daily phonics lessons</p> <p>Phonics – keep up not catch up groups</p> <p>Lots of modelling for writing in the areas.</p> <p>Reading books and phonics packs sent home weekly</p> <p>Writing short sentences with words with known sound letter correspondence using capital and full stop.</p> <p>Re-read what they have written to check that it makes sense.</p> <p>Read simple phrases and sentences made up of known letter – sounds correspondence. Have signage and decodable books available throughout provision</p>	<p>Shadowing in block area to know the names of shapes - cuboid, cube, cylinder etc</p> <p>Comparing numbers – more than, less than, fewer, same as, equals.</p> <p>Number Rhymes – one more and one less</p> <p>Seeing shapes within shapes</p> <p>Automatic recall of number bonds 5-10</p> <p>Increase the complexity of the 2D pictures and patterns with these 3D shapes (Building Area)</p> <p>Increase challenge of puzzles and jigsaws</p> <p>Focus weeks on compare length, weight and capacity</p>	<p>Significant people from the past – linked to dojo teams in schools.</p> <p>People who help us (Nurses Day) - Introduce the children to Florence Nightingale</p> <p>Casting shadows</p> <p>Explore the world around them - Observations of plants and animals</p>	<p>Weekly music lessons with Rosie - begin to use instruments</p> <p>Encourage children to perform their own songs and dances (stage area)</p> <p>Claude Monet artwork – The Bouquet of Sun</p> <p>Add finer brushes into the painting area – fine motor control.</p> <p>Introduce the children to water colours – model how we use them</p>
---	---	--	--	--	--	---	--

Summer 2

Key Texts:

The Queens Knickers, My Dad, I Love My Grandad, Super Dad's Day Off, Supertato, Eliot Jones: Midnight Superhero, Sally and the Limpet, Billy's Bucket, The Snail and The Whale, Journeys, The Cautious Caterpillar

Topic/seasonal interest and enrichment opportunities Cultural Capital Opportunities	Communication and Language 	PSED 	Physical Development 	Literacy 	Maths 	Understanding the World 	Expressive Arts and Design 
Summer Kings and Queens Queens Jubilee Superheroes Father Day 20 th June Seaside – visit the beach Transitions/ Journeys	Attend weekly praise assemblies to support with L&A Learn new vocabulary Articulate their ideas and thoughts in well-formed sentences. Re-read familiar non – fiction/fiction books Using connectives in talk – because, and etc	Healthy eating discussions during snack, dinner and cooking time. Weekly PE sessions Tooth brushing sessions During snack time discuss the importance of healthy eating and what is good/bad for us and our teeth?	Balance bikes in provision for children to use Sitting for longer periods at the table – correct posture *check heights of chairs for children Using ping pong balls in outdoor games Specialised weekly PE sessions with coach/teacher working on fundamentals	Phonics – separate phonics plan for daily phonics lessons Phonics – keep up not catch up groups Reading books and phonics packs sent home weekly Read simple phrases and sentences made up of known letter – sounds correspondence. Have signage and decodable books available	Comparing numbers – more than, less than, fewer, same as, equals. Number Rhymes – one more and one less Automatic recall of number bonds 5-10 Increase the complexity of the 2D pictures and patterns with these 3D shapes (Building Area)	Significant people from the past – linked to dojo teams in schools. Beach visit – maps Explore the world around them - Observations of plants and animals Animals in the sea and on land	Weekly music lessons with Rosie – begin to use instruments Encourage children to perform their own songs and dances (stage area) Introduce Piet Mondrian Art to children – lines, squares and rectangles and primary, secondary colours.

Saying Goodbye	Use talk to help work out problems and organise thinking		Teach letter formation Lining up correctly and holding trays and cutlery ready for dinner	throughout provision	Increase challenge of puzzles and jigsaws compare length, weight and capacity		
----------------	---	--	--	-------------------------	---	--	--