

Wildflower Garden (Windsor Gardens)

St Matthew's will be involved in developing a community garden at an area of green space adjacent to Cherry Lane Playing Fields. Initial plans after consultation with Barry Walker from Liverpool City Council and the National Wildflower Project for two swathes of wildflower areas at both the Cherry Lane and Queen's Drive entrance to the park would be excellent. Collaboration with Everton in the Community may lead to further structures being built such as benches, bird boxes and insect hotels. A wild flower garden would allow the area to be developed as an outdoor classroom for the children and could be used to enhance learning within Science, Art and other areas of the curriculum. We are hoping for members of all year groups to be involved in the project. We are passionate to make the project successful and we will be contacting key Councillors, local businesses and community leaders to emphasise the importance of the project and ask for their involvement and support to ensure the legacy of the project is long lasting and meaningful.

Stage 0-Before any work had taken place




Windsor Gardens before
the wildflowers were
planted






Stage 2- After liaising with Liverpool City Council, we gained funding for 2 lots of 100 metre swathes Wildflowers to be planted at Windsor Gardens. The wildflowers help attract native bees and butterflies.



Stage 3- Information signage is made to help educate our pupils and the local residents about the importance of wildflowers and habitats at Windsor Gardens

Signage and Information

The church kindly funded information signage to be installed onsite. LCC have agreed to install these, awaiting confirmation of date. 2 large lecterns, plus 10 small signs- 5 for habitats and 5 for bee types. Information trails for children and the local community to engage with are being created.



1. Key stage 1 friendly information lectern



1. Key stage 2 friendly information lectern

Habitat 1 Hedges

Habitat 2 Trees

Habitat 3 Roadwood

Habitat 4 Late Soil

Habitat 5 Wildflower Meadow

Bee 1 Buff-tailed Bumblebee

Bee 2 Honey Bee

Bee 3airy-footed flower bee

The image displays ten educational cards arranged in a grid. The top row contains three habitat cards: 'Habitat 1 Hedges', 'Habitat 2 Trees', and 'Habitat 3 Roadwood'. The middle row contains two habitat cards: 'Habitat 4 Late Soil' and 'Habitat 5 Wildflower Meadow'. The bottom row contains three bee cards: 'Bee 1 Buff-tailed Bumblebee', 'Bee 2 Honey Bee', and 'Bee 3airy-footed flower bee'. Each card features a title, a small illustration, and a brief description. A large 'PROJECT' watermark is visible across the center of the cards.

Stage 4- Funding from Lottery Community fund. St Matthew's were lucky to gain funding to have an outdoor classroom at Windsor Gardens and a separate toilet for outdoor leaning. We then liaised with Liverpool City Council and local residents to get permission for St Matthew's to have an outdoor learning classroom at Windsor Gardens. This was needed because it is a public space.

Good news - you got the funding Inbox x



AFE@tnlcommunityfund.org.uk <afe@tnlcommunityfund.org.uk>
to me, c.sime@stmatthewscps.co.uk ▾

Fri, 12 Feb, 07:54



Project ID: 20160796

Hello Jenny

We're going to fund your idea

We're really happy to tell you we will be funding your project following your application for National **Lottery** Awards for All. And we want to give St Matthew's Community Support and Hub £10000 to help your community thrive.

Can you [fill in this form](#) so we know more about how the funding is helping your community.

We'll send the funding to your bank account

You should see the funding in your organisation's account in the next couple of weeks. So you can start spending it on the activities you told us about in your application.

Terms and conditions

We talked about how funding from The National **Lottery** comes with terms and conditions, so you might want to read the [terms and conditions](#) again.

Keep your receipts

We could ask to see receipts and invoices related to your funding for at least seven years. There's more information on our site about how to keep us up to date, and what sort of information you should keep: [Managing your grant](#)

Sharing your story

It's important to tell people your funding came from The National **Lottery** so as many people as possible see how we use the money raised by National **Lottery** players to support people and communities to thrive.

And telling everyone where your funding comes from will help you spread the word about your project, and the great work you're doing in your community.

We'll publish the good news on our website and send the story to local media.


Stage 5- Delivery of the classroom and toilet. After lots of planning, a 10 tonne HIAB vehicle lifted the classroom into its final resting place.



Stage 6- After pupils design the exterior of the outdoor classroom, a local graffiti artist Zapp Graffiti helped to bring the design to life!



Stage 8- Planters are built, lined, painted and 10 tonne of soil is need to fill hem ready for the pupils to plant fruit and vegetables as part of our 'Incredible Edibles' growing programme.



Our outdoor classroom at Windsor Gardens is looking colourful as the project starts to come together.



Stage 9- St Matthew's start to use Windsor Gardens!

