




<p>Communication and Language</p> <p>Children will:</p> <ul style="list-style-type: none"> Imagine they are going on a journey into space. Can they explain what they would want to take with them on their journey and why? Play an alien description game to practise speaking and listening skills. Learn how to say 'Happy New Year!' in Chinese. Listen to and talk about the Chinese New Year Story. Can the children tell a partner what their favourite part of the story was? Can they explain why that was their favourite part? Can they retell the story? Learn the Chinese New Year Song to perform as a group. Talk about people they love and care about. 	<p>Personal, Social and Emotional Development</p> <p>Children will:</p> <ul style="list-style-type: none"> Help the alien visiting from space feel happy and safe. Learn that astronauts are often away for long periods of time. What do the children do to make themselves feel better if they miss someone? Make a list of ideas. Work together to make a long paper chain Chinese dragon. They will find ways to work together to make a long paper dragon and set themselves a goal to reach. Learn about what each Chinese New Year animal is good at, such as the dragon who is kind and the ox who is strong. Encourage the children to see themselves as valuable individuals by talking about things they are good at. Discuss ways we can show people we love them. 	<p>Physical Development</p> <p>Children will:</p> <ul style="list-style-type: none"> Practice forming letters in the tray of moon dust. Play an astronaut movement game. Call out an action for children to complete, such as rocket lift-off. Develop their use of knives and spoons by making fruit rockets. Explore painting Chinese letters or numbers. Develop their fine motor skills as they use bowls and knives, forks and spoons to add colourful noodles to the bowls. Combine different movements to create a dragon dance. Children could use some large pieces of fabric to create their dragon and explore different movements. 	<p>Literacy</p> <p>Children will:</p> <ul style="list-style-type: none"> Write labels on sticky notes to teach our alien visitor the names of different items around the classroom. Write a wish upon a star to hang on our tree display. Learn to write some simple facts about the solar system and the different planets. Practise writing short sentences by writing messages to go inside fortune cookies. Provide strips of paper for children to write on and place inside role-play fortune cookies. Can they read their fortune to one of their friends? Encourage the children to read cvc words hidden inside the lucky red envelopes. Write valentines day cards for their family/friends to show that they love and care for them.
<p>RE</p> <p>Community - Celebrations</p> <p>Children will learn about:</p>	<div>  <div> <p>Spring 1</p> <p>Space</p> <p>Chinese New Year</p> <p>Love is in the air!</p> </div>  </div>		<p>Phonics</p> <p>Children will follow the Read Write Inc programme. They will practise letter recognition for reading and recall for spelling. Practising oral blending and segmentation.</p>

<ul style="list-style-type: none"> • What a celebration is – Explore. • How the parish family celebrates – Reveal. <p>We will be remembering, celebrating and responding to what a celebration is and how the parish family celebrates – Respond.</p> <p>Relating - Gathering</p> <p>Children will learn about:</p> <ul style="list-style-type: none"> • How and why people gather together – Explore • The joy of gathering together to celebrate at mass – Reveal <p>Acquire the skills of assimilation, celebration and application of the above – Respond</p>		<p>PE</p> <p>Ball skills - Children will develop fundamental ball skills such as rolling and receiving a ball, throwing to a target, bouncing and catching, dribbling with feet and kicking a ball.</p> <p>Gymnastics - children will develop their basic gymnastic skills through the topic of 'animals and their habitats'. Children explore basic movements, creating shapes, balances, and jumps and begin to develop rocking and rolling.</p>
<p>Mathematics</p> <p>Children will:</p> <ul style="list-style-type: none"> • Explore 2D shape templates and use them to draw around and decorate to look like aliens. Can they make a square/circle/triangle alien? • Provide these space-themed Ten-Frames and Counters in a large activity tray and encourage children to explore number bonds to ten. Can they write a number sentence for each spaceship? • Practise counting backwards to play a rocket game. Invite children to crouch down and count backwards from different numbers. When they reach zero, they can shout “Lift-off!” and jump into the air. • Create some Chinese dragons using lengths of ribbon. Challenge children to find the longest/shortest dragon and compare the lengths of the dragons. 	<p>Understanding the World</p> <p>Children will:</p> <ul style="list-style-type: none"> • Explore light and dark using torches. Talk about things that can be seen at night or in the dark. • Be encouraged to interact with the outdoors by fostering a fascination with the moon. Invite children to look outside their window before bed each night and observe the moon. Can they notice any changes and discuss these with their friends at the end of the week? • Talk through this Famous Astronauts PowerPoint. Look at the different famous astronauts and talk to the children about important contributions they have made. • Investigate the moon rocks with magnifying glasses, tweezers and bowls. • Explore the different animals from the Chinese New Year story. Look at a Chinese Zodiac Calendar together and find out which 	<p>Expressive Arts and Design</p> <p>Children will:</p> <ul style="list-style-type: none"> • Be invited to create wax resist space pictures. Provide wax crayons for children to use to draw stars, planets and rockets. Then, paint over the top with watery black paint. • Sing the nursery rhyme Twinkle, Twinkle, Little Star and encourage children to use instruments to add twinkly sound effects. • Create spaceships and rockets using a selection of empty packaging along with tin foil and paper shapes. • Act out a storyline using the space-themed small world tray. Encourage the children to use the characters and objects to Work collaboratively to create a dragon using chalk and natural materials in an outside area.
		<p>Characteristics of Effective Teaching and Learning</p> <p>Children will:</p> <ul style="list-style-type: none"> • Show curiosity about objects, events and people • Use their senses to explore the world around them • Engage in open-ended activity • Show particular interests • Pretend objects are things from their experience • Represent their experiences in play • Take on a role in their play • Act out experiences with other people • Initiate activities • Seek challenge • Show a ‘can do’ attitude • Take risks, engaging in new experiences, and learning by trial and error



<ul style="list-style-type: none"> • Make some paper lanterns in different colours. Fasten them onto string in repeating patterns for children to continue, copy and create their own patterns. • Write numbers one to ten on some lucky red envelopes. Provide children with a bowl of gold coins and invite them to count the matching number of coins into each envelope. 	<p>animal represents the current year. The children may also like to find out which animal represents the year they were born.</p> <ul style="list-style-type: none"> • Look at a globe or world map together and find where China is located. Draw information from the map to find China and other countries. 	<ul style="list-style-type: none"> • Explore music-making and dance in small groups. Invite children to use musical instruments to create dragon dance performances. • Develop storylines in their pretend play using these Chinese New Year Small World Characters. Children could retell and create stories. 	<h2 style="color: blue;">Trips and visitor</h2> <p>Visit to Church</p>
--	--	--	--

Some of the books we will be reading this half term

