



St Matthew's Catholic Primary School

"Love, learn and shine together with Jesus"

"Welcome to our
Reception families"

Let the
JOURNEY
Begin!





Head teacher



Mrs Sime

Deputy Head Teacher



Mrs Evans

Deputy Head Teacher

Mrs Gaskell

EYFS lead and KS1 Lead



Mrs Collins

Class Teachers



Mrs Earl



Miss King


Learning Support Assistants



Miss Finnan



Miss Cline



Our School Mission Statement



“Love, learn and shine together with Jesus”



- AM session 9:00am – 11:00am
- PM session 13:00pm – 14:55pm
- Arrive at 8.55am or 12.55pm through the main school entrance, school staff will guide you to the reception class through the school playground area.
- Find their peg and tray
- Parents can say their goodbyes at the door
- Distressed children will all be fine- trust us!



How to prepare your child

Activities to try at home

- Put coat on & do it up
- Turn clothes the right way round
- Recognise name on clothing
- Dress without help
- Wash hands
- Make his/her needs known
- Tidy toys away
- To try and write name, letters or use/hold a pencil
- Use cutlery



A decorative border of colorful pencils runs along the top and left sides of the slide. The pencils are arranged in a slightly overlapping, fanned-out manner, showing a variety of colors including red, orange, yellow, green, blue, purple, and brown.

Independence

- Make sure that the children can use the toilet without help
- We have spare clothes in school, in case of accidents so don't worry
- Encourage children to tell us if they have a problem
- And make sure they ask to go.....they will be allowed to go at any time



St Matthew's School Uniform

- Please ensure that your child's name is in all items of clothing, including shoes!
- All black trainers/shoes (**Velcro only**)
- If you have a spare pair of wellies and rain coat please bring them in a plastic bag with your child's name on.
- Your child will be taking part in lots of interesting and sometimes messy experiences! It is all part of the fun!
- No PE kits needed until April.
- School coats will also be available to purchase



A decorative border of various colored pencils (red, blue, green, yellow, purple, etc.) arranged in a frame around the text.

SORRY
about the
MESS
but we are
LEARNING
here.

Clothes will get dirty!!

Please don't send
anything new or expensive
into school as play can get
messy.

High expectations for all children

- Work hard and enjoy learning!
- Kind hands, kind feet and kind words
- Behaviour – rewards and consequences
(Behaviour policy, star awards and postcards)
DOJO teams
- Class rules and code of conduct for pupils and parents

**Remember the
golden rule!**



**Treat others the way
you would like to be
treated yourself!**



What is the EYFS?

- The EYFS document combines Early Years and Foundation Stage. This creates a national curriculum for 5s and under
- 7 areas of learning through areas of provision and directed activities
- All areas of learning are reflected inside and outdoors.






Your child will be learning skills, acquiring new knowledge and demonstrating their understanding through **7 areas of learning and development**

Children should mostly develop the **3 prime areas** first. These are:

1. Communication and language
2. Physical development
3. Personal, social and emotional development.

As children grow, the prime areas will help them to develop skills in **4 specific areas**. These are:

1. Literacy;
2. Mathematics;
3. Understanding the world; and
4. Expressive arts and design.



How we Learn

- Teaching and learning in Reception is approached through well planned play experiences. Often the children don't even know they're working!
- Learning through practical hands on activities that are lots of fun and enjoyable but which have clear learning objectives.
- Educational visits.
- Children will talk of both the 'indoor' and 'outdoor' classroom.



A decorative border of various colored pencils (red, blue, green, yellow, orange, purple, etc.) arranged in a grid-like pattern around the edges of the slide.

SEESAW

- Seesaw is the school's primary means of communication with families.
- Each child and family receive a QR code at the beginning of the year to access the Seesaw app.

We post;

- what children are doing throughout the school day
- Weekly whole school newsletter
- Any other letters for trips, special events, updates etc
- All EYFS homework, curriculum updates and messages.

READ, WRITE INC (PHONICS)

m ay ea

mat sleep purse

mat

purse

sleep



A decorative border of numerous colored pencils, arranged in a grid-like pattern along the top and left edges of the slide. The pencils are in various colors including red, blue, green, yellow, orange, and purple, and are all sharpened.

READ, WRITE INC (PHONICS)

What *Read Write Inc.* does is simple - we teach children to read and write sounds, children practise reading and spelling words containing these sounds, then we give children decodable books containing sounds and words they can read.

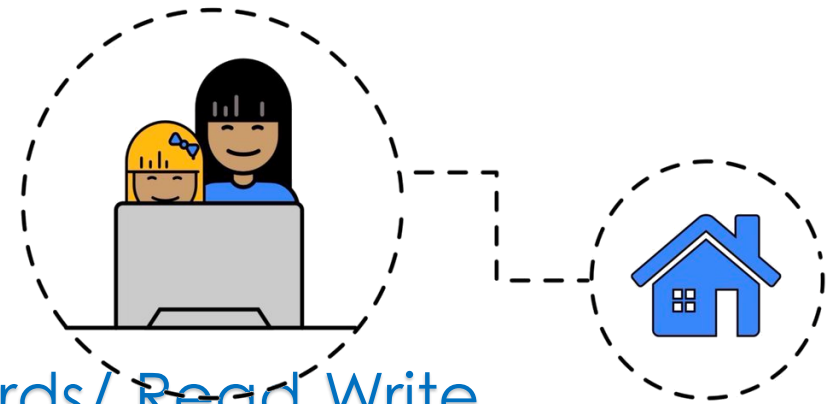
- They read each Storybook three times at school and again with you at home.
- On each reading, children's fluency increases and the more they can focus on what the story is about.
- Children also learn to spell the words they have been reading and develop their ideas into sentences so that they can write about the Storybooks they read.
-
- Alongside this we read stories **to** children: stories they cannot yet read for themselves

Home Learning

After the first full week in school, children will be bringing homework to share with you at home. This will support the skills that the children will be developing in school.

Homework will include;

- Links to phonics activities.
- Reading for pleasure books/Reading Records/ Read Write Inc book when appropriate.
- Maths, RE and topic homework.
- Please remember homework is set online through Seesaw



Reading Books and Phonics Pack

- Children will start off sound blending book and phonics pack. Once they are able to blend and segment, they will be given a reading book.
- You will be given a diary to record comments in, when you share/read a book with your child.
- Along with their Phonics pack, it must be brought to school every day.
- Please do not put water bottles in with your child's sharing/reading book.



A decorative border of various colored pencils (yellow, orange, red, pink, purple, blue, green, grey) arranged in a slightly curved line along the top and left edges of the slide.

Universal free school meals

PP

- All children in EYFS and Key Stage 1 (Reception to year 2) are entitled to universal free school meals as part of government funding.
- Please note school can obtain additional funding which can benefit your children called Pupil Premium – depending if you are receipt of certain benefits
- We use this funding to provide a wide variety of additional opportunities for our children
- School office staff happy to talk to anyone who needs any further information – there is a leaflet in your pack that explains this in more detail.

Healthy School Lunches

- Our caterers are fantastic! Will deal with any allergies and meet with concerned parents.
- All Reception children will be expected to stay for school dinners (no lunches to be brought in from home but please don't worry if you have a fussy eater – we will cater for them)
- Lunch options: Different hot choice daily, jacket potatoes, pasta, salad, sandwiches/wraps, snacks and deserts.
- Snack and milk during morning session
- Water bottles from home/water is always available
- Additional snack (toast, crumpets, cereal etc)

Small contribution for snack per term payable via parent pay



Safeguarding

- Medical issues – inhalers, medical policy
- Family support available
- Keep us informed of changes
- Update contact details
- Collection of children- family members- must inform school
- Child protection- legal duties
- Parking away from school, walk in using the paths



A decorative border of various colored pencils (yellow, orange, red, pink, purple, blue, green, black, grey) arranged in a row along the top and left sides of the slide.

Medical Matters

- Any absence requires a telephone call to the front office on the first day of absence.
- Any **prescribed** medicines can only be administered by prior arrangement.
- Head lice are common! Please check regularly and treat as recommended.
- No medicines can be administered by staff. Children with asthma will be helped to take their inhaler.
- First aid – lots of bumps in Reception (don't worry this is normal)
- Medical concerns must be shared!



A decorative border of various colored pencils (yellow, orange, red, pink, purple, blue, green, grey) arranged in a grid-like pattern along the top and left edges of the slide.

Attendance and Punctuality

- Mrs Evans and Mrs Barnes– Attendance lead
- Attendance team and EWO
- Our school target is set by our governors in line with LA at 97%
- Absences
- Term time holidays are not authorised (as per school policy)
- Punctuality is also monitored weekly and children must be signed in at office if they arrive after 8.55
- The school day starts at 8.45
- We set these standards from Reception upwards

ATTENDANCE
MATTERS.
ALL DAY, EVERY DAY

A decorative border of various colored pencils (yellow, orange, red, pink, purple, blue, green, brown, black) arranged in a row along the top and left sides of the slide.

Parent Involvement



**GET
INVOLVED!**

- Homework
- Reading
- Parents evenings
- Stay and play sessions
- PTA events
- Parent workshops/courses
- Assemblies/ school events

- Brief chats before or after school- pass messages to teacher
- Please share concerns- Make an appointment with the class teacher or senior leader



Keep in touch



St Matthew's Catholic Primary School

Through respect we will
work together in Christ to
develop the whole person.

Our School Website: www.stmatthewsprimaryschool.co.uk



School Account:

St Matthews CPS
@stmatthewscps

Nursery Visits and Transition



- Nursery visits ongoing
- Stay and play sessions have been successful
- We will know lots of the children before they start in September!
- Please complete Summer fun book and we can share these on our return.

A decorative border of various colored pencils (yellow, green, blue, red, purple, etc.) arranged in a row along the top and left edges of the slide.

General Information

- School day 8:55-3.10pm
- Early Birds Breakfast Club 8:00-8.45
- Every child eligible for a free school meal
- No packed lunches

Children start full time week beginning 12th September

- Bottles in boxes
- Coats in coat cupboard (these will be labelled boys and girls)
- Book bags in class boxes
- Feel free to ask questions!



A decorative border of many colored pencils, sharpened and arranged in a slightly curved line along the top and left edges of the slide.

Extra Curricular Clubs and Children's university

- St Matthew's offers lots of extra curricular clubs after school each half term. This year in Reception we have had running club, sports clubs, art club, phonics club and lots more!
- They run after school one night of the week from 3pm-4pm
- Our school is affiliated with children's university and children receive stamps in their Children's University passport for attending clubs.
- Children then celebrate this with a graduation hosted by children's university
- <https://youtu.be/fsotHTn7xqg>



Stay and Play Sessions

- We host Stay and Play sessions once a term
- Stay and Play sessions provide the opportunity for children, parents and carers to play and socialise together in a safe, caring environment away from the family home.
- Always a success and the children love sharing their environment and learning with you



A decorative border of various colored pencils (red, blue, green, yellow, purple, etc.) arranged in a grid-like pattern along the top and left edges of the slide.

Other information

Video on website
Prospectus

<https://youtu.be/xOweagv-Yvo>

