



St Matthew's Catholic Primary School

"Love, learn and shine together with Jesus"

"Welcome to our
Reception families"

2025

Let the
JOURNEY
Begin!





Head teacher



Mrs Sime

Deputy Head Teacher
/SENCO



Mrs Gaskell

Assistant
Headteacher- EYFS
and KS1 Lead/
Phonics/Curriculum

Mrs Evans



Assistant Headteacher-
RE Lead, Trips and visits lead
and Assessment



Mr Edwards

Teachers



Mrs Earl Miss King Mrs O'Hanlon



Learning Support Assistant



Miss Finnan



A decorative border of colored pencils runs along the top and left sides of the page. The pencils are arranged in a slightly curved line, with their tips pointing towards the center. They come in a variety of colors including red, orange, yellow, green, blue, purple, and grey.

Our School Mission Statement



“Love, learn and shine together with Jesus”



The children will do half days to get the children used to their new school.

Half days: Thursday and Friday 5th and 6th of September then WB 9th September 2024.

- AM session 9:30am – 11:30am
- PM session 13:00pm – 14:55pm



- Arrive at 9.30am or 1pm through the main school entrance, school staff will guide you to the reception class through the school playground area.
- Find their peg and tray
- Parents can say their goodbyes at the door
- Distressed children will all be fine- trust us!

How to prepare your child

Activities to try at home

- Put coat on & do it up
- Turn clothes the right way round
- Recognise name on clothing
- Dress without help
- Wash hands
- Make his/her needs known
- Tidy toys away
- To try and write name, letters or use/hold a pencil
- Use cutlery



A decorative border of various colored pencils (yellow, green, blue, red, purple, etc.) arranged in a row along the top and left sides of the slide.

Independence

- Make sure that the children can use the toilet without help
- We have spare clothes in school, in case of accidents so don't worry
- Encourage children to tell us if they have a problem
- And make sure they ask to go.....they will be allowed to go at any time
 - Intimate care permission



A decorative border of various colored pencils (yellow, green, blue, red, purple, etc.) arranged in a row along the top and left sides of the slide.

St Matthew's School Uniform

- Please ensure that your child's name is in all items of clothing, including shoes!
- All black trainers/shoes (**Velcro only**)
- If you have a spare pair of wellies and rain coat please bring them in a plastic bag with your child's name on.
- Your child will be taking part in lots of interesting and sometimes messy experiences! It is all part of the fun!
- No PE kits needed until April.
- School coats also be available to purchase



A decorative border of colored pencils is arranged in a rectangular frame around the text. The pencils are of various colors including red, blue, green, yellow, and purple, and are sharpened to a point.

SORRY
about the
MESS
but we are
LEARNING
here.

Clothes will get dirty!!

Please don't send
anything new or expensive
into school as play can get
messy.



High expectations for all children

- Work hard and enjoy learning!
- Kind hands, kind feet and kind words
- Behaviour – rewards and consequences
(Behaviour policy, star awards and postcards)
DOJO teams
- Class rules and code of conduct for pupils and parents

**Remember the
golden rule!**



Treat others the way
you would like to be
treated yourself!



A decorative border of various colored pencils (yellow, green, blue, purple, red, orange, etc.) arranged in a slightly curved line along the top and left edges of the slide.

What is the EYFS?

- The EYFS document combines Early Years and Foundation Stage. This creates a national curriculum for 5s and under
- 7 areas of learning through areas of provision and directed activities
- All areas of learning are reflected inside and outdoors.






Your child will be learning skills, acquiring new knowledge and demonstrating their understanding through **7 areas of learning and development**

Children should mostly develop the **3 prime areas** first. These are:

1. Communication and language
2. Physical development
3. Personal, social and emotional development.

As children grow, the prime areas will help them to develop skills in **4 specific areas**. These are:

1. Literacy;
2. Mathematics;
3. Understanding the world; and
4. Expressive arts and design.





How we Learn

- Teaching and learning in Reception is approached through well planned play experiences. Often the children don't even know they're working!
- Learning through practical hands on activities that are lots of fun and enjoyable but which have clear learning objectives.
- Educational visits.
- Children will talk of both the 'indoor' and 'outdoor' classroom.



A decorative border of colored pencils runs along the top and left sides of the slide. The pencils are arranged in a slightly overlapping, fanned-out manner, showing a variety of colors including red, orange, yellow, green, blue, purple, and grey.

Work Books in Reception

- Each child has their own special book.
- These contain work, photos, transcripts, post it notes demonstrating what they can do.
- Learning journeys reflect what your child can do – we encourage you to add things too!

The children also have a teacher directed / independent book used when necessary



A decorative border of various colored pencils (yellow, green, blue, purple, red, orange, brown, etc.) arranged in a grid-like pattern along the top and left sides of the slide.

SEESAW

- Seesaw is the school's primary means of communication with families.
- Each child and family receive a QR code at the beginning of the year to access the Seesaw app.

We post:

- what children are doing throughout the school day
- Weekly whole school newsletter
- Any other letters for trips, special events, updates etc
- All EYFS homework, curriculum updates and messages.



Seesaw



SEESAW

- You will need 2 accounts for Seesaw, a child's account and a parent's account.
- All **messages** will be sent via parent's accounts. Parent's accounts are set up via email.
- All **children's work (homework)** is sent via the child's account.
- Children's account will be set up via a QR code sent by school.

Parents will receive emails through School Comms- please see pack for more information.



READ, WRITE INC (PHONICS)

m ay ea



mat
purse
sleep



A decorative border of colored pencils is arranged in an L-shape around the top and left sides of the slide. The pencils are of various colors including red, blue, green, yellow, and purple, and are all sharpened.

READ, WRITE INC (PHONICS)

What *Read Write Inc.* does is simple - we teach children to read and write sounds, children practice reading and spelling words containing these sounds, then we give children decodable books containing sounds and words they can read.

- They read each Storybook three times at school and again with you at home.
- On each reading, children's fluency increases and the more they can focus on what the story is about.
- Children also learn to spell the words they have been reading and develop their ideas into sentences so that they can write about the Storybooks they read.
- Alongside this we read stories **to** children: stories they cannot yet read for themselves

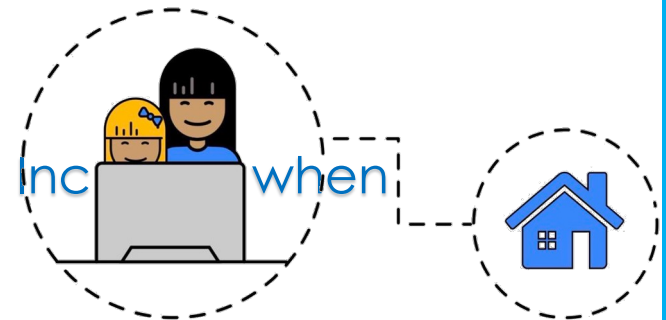


Home Learning

After the first full week in school, parents will be sent an overview of topics that the children are learning via Seesaw. This will support the skills that the children will be developing in school.

Homework will vary but include;

- Links to phonics activities.
- Reading for Reading Records/ Read Write Inc when appropriate.
- Maths, RE and topic homework.
- Homework is sent out each half term. We provide a list of suggested activities. At this age, homework can be done through less formal methods e.g talking, reading or researching about the new topics.



Reading Books and Phonics Pack

- Children will start off sound blending book and phonics pack. Once they are able to blend and segment, they will be given a reading book.
- You will be given a diary to record comments in, when you share/read a book with your child.
- Along with their Phonics pack, it must be brought to school every day.
- Please do not put water bottles in with your child's sharing/reading book.






Universal free school meals (PP)



Every student. Every meal. Every school.

- All children in EYFS and Key Stage 1 (Reception to year 2) are entitled to universal free school meals as part of government funding.
 - Please note school can obtain additional funding which can benefit your children called Pupil Premium – depending if you are receipt of certain benefits
 - We use this funding to provide a wide variety of additional opportunities for our children
 - School office staff happy to talk to anyone who needs any further information – there is a leaflet in your pack that explains this in more detail.
- 

Healthy School Lunches

- Our caterers are fantastic! Will deal with any allergies and meet with concerned parents.
- All Reception children will be expected to stay for school dinners (no lunches to be brought in from home but please don't worry if you have a fussy eater – we will cater for them)
- Lunch options: Different hot choice daily, jacket potatoes, pasta, salad, sandwiches/wraps, snacks and deserts.
- Snack and milk during morning session
- Water bottles from home/water is always available
- Additional snack (cereal, fruit etc)

Small contribution for snack per term payable via parent pay



A decorative border of various colored pencils (red, blue, green, yellow, purple, etc.) arranged in a row along the top and left sides of the slide.

Breakfast Club

- See extended services policy
- Maximum 75 places
- Starts at 7.45am
- £3 per day
- Application form in pack – if full waiting list
- Food options
- Provision – games / activities
- Pay from September to June – on parent pay form in pack.
We ask for payments 1 month in advance.



A decorative border of various colored pencils (yellow, green, blue, red, purple, etc.) arranged in a row along the top and left sides of the slide.

After School Wrap Around Care



- St Matthew's run a high quality, Ofsted registered after school provision until 6.00pm every day (St Matthew's Afterschool)
- All staff are fully qualified and are trained in first aid and safeguarding and DBS
- The club aims to work with the children to provide a planned range of activities that will meet the needs of all of the children attending. There will be opportunities for indoor and outdoor play, relaxation and quiet areas, ICT opportunities and work areas where the children can begin homework if desired by the child
- If you are interested and would like more information please call the club manager Laura Anderson on 07799062730
- You can also find us on facebook- Everton Kids Club Ltd
- We also have an Instagram page for parents to check in and celebrate what the children are learning. £12 per session, 3.15-6.00pm.
- Holiday club on site- 8.00am to 5.50pm each day of the school holidays. £21 for a full day and £13 for half day (child care tax free).
- See extended services policy

Safeguarding

- Medical issues – inhalers, medical policy
- Family support available
- Keep us informed of changes
- Update contact details
- Collection of children- family members- must inform school
- Child protection- legal duties
- Parking away from school, walk in using the paths



A decorative border of various colored pencils (yellow, green, blue, red, purple, etc.) arranged in a semi-circle at the top and along the left side of the slide.

Medical Matters

- Any absence requires a telephone call to the front office on the first day of absence.
- Any prescribed medicines can only be administered by prior arrangement.
- Head lice are common! Please check regularly and treat as recommended.
- No medicines can be administered by staff. Children with asthma will be helped to take their inhaler.
- First aid – lots of bumps in Reception (don't worry this is normal)
- Medical concerns must be shared!



A decorative border of various colored pencils (yellow, green, blue, purple, red, orange, black, etc.) arranged in a row along the top and left sides of the slide.

Attendance and Punctuality

- Mrs Evans and Miss Black– Attendance lead
- Attendance team and EWO
- Our school target is set by our governors in line with LA at 97%
- Absences
- Term time holidays are not authorised (as per school policy)
- Punctuality is also monitored weekly and children must be signed in at office if they arrive after 8.45
- The school day starts at 8.45
- We set these standards from Reception upwards

ATTENDANCE
MATTERS.
ALL DAY, EVERY DAY

A decorative border of various colored pencils (yellow, green, blue, red, purple, etc.) arranged in a semi-circle at the top and along the left side of the slide.

Pastoral Lead: Mrs M Black

Miss Black is our Pastoral Lead and Pupil and Parent Support Officer



Can provide support in the following ways:

- Family support (uniforms, attendance and SEND signposting)
- Part of the Transition, Medical, Safeguarding and SEND team
- First 'Port of Call' as support on the school gates each day
- Please come and have a chat with me if you have any concerns or questions about how school can best support you.

A decorative border of various colored pencils (yellow, green, blue, red, purple, brown, etc.) arranged in a slightly curved line along the top and left edges of the slide.

Parent Involvement

- Homework
- Reading
- Parent's evenings
- Stay and play sessions (termly)
- PTA events
- Parent workshops/courses
- Assemblies/ school events
- Brief chats before or after school- pass messages to teacher
- Please share concerns- Make an appointment with the class teacher or senior leader

**GET
INVOLVED!**



Keep in touch



St Matthew's Catholic Primary School

Through respect we will
work together in Christ to
develop the whole person.

Our School Website: www.stmatthewsprimaryschool.co.uk



School Account:

St Matthews CPS
[@stmatthewscps](https://twitter.com/stmatthewscps)

A decorative border of colored pencils runs along the top and left sides of the slide. The pencils are arranged in a slightly overlapping, fanned-out manner, showing a variety of colors including red, orange, yellow, green, blue, purple, and grey.

Nursery Visits and Transition



- Nursery visits ongoing
- Stay and play sessions have been successful
- We will know lots of the children before they start in September!
- Please complete Summer fun book and we can share these on our return.
- You also have a postcard to send to school to show anything that the children would like to share.

A decorative border of various colored pencils (red, yellow, green, blue, purple, etc.) arranged in a semi-circle at the top and along the left side of the slide.

General Information

- School day 8:45-3.10pm, pick up by your child's class.
- Breakfast Club 7.45am-8.45am (paid via Parent pay)
- Every child eligible for a free school meal
- No packed lunches
- Bottles in boxes
- Coats in coat cupboard (these will be labelled boys and girls)
- Book bags in class boxes
- Feel free to ask questions!





Extra Curricular Clubs and Children's university

- St Matthew's offers lots of extra curricular clubs after school each half term. This year in Reception we have had running club, sports clubs, art club, phonics club and lots more!
- They run after school one night of the week from 3pm-4pm
- Our school is affiliated with children's university and children receive stamps in their Children's University passport for attending clubs.
- Children then celebrate this with a graduation hosted by children's university
- <https://youtu.be/fsotHTn7xqg>



Stay and Play Sessions

- We host Stay and Play sessions once each half term
- Stay and Play sessions provide the opportunity for children, parents and carers to play and socialise together in a safe, caring environment away from the family home.
- Always a success and the children love sharing their environment and learning with you



Our Website: Have a look around!

0151 226 1871

Mon - Fri: 8:30 - 16:30



[Home](#)

[About](#) ▾

[Information](#) ▾

[EYFS](#) ▾

[Curriculum](#) ▾

[Parents](#) ▾

[Children](#) ▾

[Catholic Life](#) ▾

[Contact Us](#)

[St Matthew's Staff](#)

[Living Our Mission](#)

[Wraparound Care](#)

[Pastoral Care](#)

[Parish Links](#)

[School Day](#)

[School Vacancies](#)


Take A Look Around

[St Matthew's Catholic Primary School](#) > [Take A Look Around](#)

Welcome Video

We are so glad that you have joined our St Matthew's family – we can't wait to meet you all.

Below you will find our 'Welcome To Reception' video and many other useful links to additional information. Don't hesitate to ring the school office if you have any queries!



A decorative border of various colored pencils (red, blue, green, yellow, purple, etc.) arranged in a frame around the text.

Thank you for attending our Parent's
Welcome Meeting and we look forward to
being part of your child's journey in
education.

Any questions??

